

# VPS16 Antibody



PACO53898

---

## Product Information

**Size:**

50ug

**Reactivity:**

Human, Rat

**Source:**

Rabbit

**Isotype:**

IgG

**Applications:**

ELISA, WB, IHC

**Recommended dilutions:**

ELISA:1:2000-1:10000, WB:1:500-1:5000,  
IHC:1:20-1:200

**Protein Background:****Gene ID:**

VPS16

**Uniprot**

Q6GMQ7

**Synonyms:**

Vacuolar protein sorting-associated protein 16 homolog (hVPS16), VPS16

**Immunogen:**

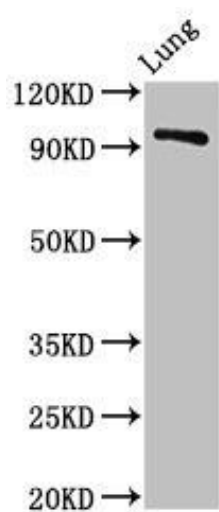
Recombinant Human VPS16 protein (7-89AA).

**Storage:**

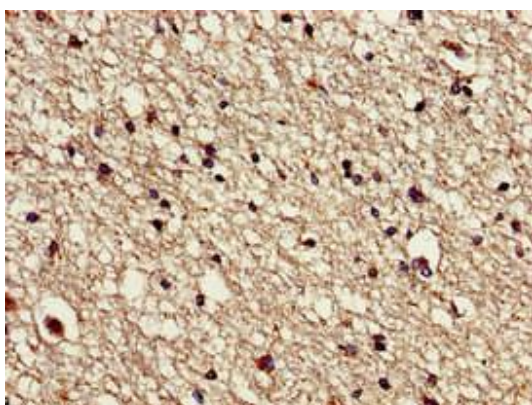
Preservative: 0.03% Proclin 300. Constituents: 50% Glycerol, 0.01M PBS, pH 7.4

## Product Images

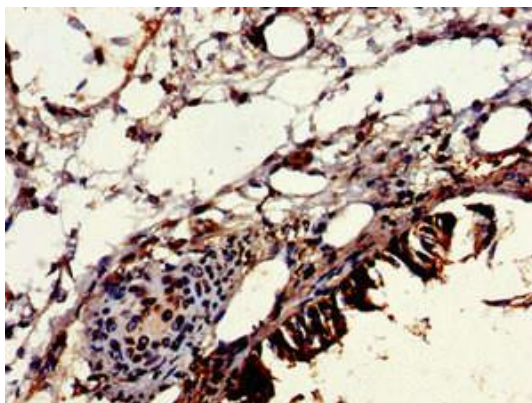
---



Western Blot. Positive WB detected in: Rat lung tissue. All lanes: VPS16 antibody at 3 $\mu$ g/ml. Secondary. Goat polyclonal to rabbit IgG at 1/50000 dilution. Predicted band size: 95, 79 kDa. Observed band size: 95 kDa.



Immunohistochemistry of paraffin-embedded human brain tissue using PACO53898 at dilution of 1:100.



Immunohistochemistry of paraffin-embedded human lung tissue using PACO53898 at dilution of 1:100.