

PACO52918

Product Information

Size:

50ug

Reactivity:

Human

Source:

Rabbit

Isotype:

IgG

Applications:

ELISA, IHC, IF

Recommended dilutions:

ELISA:1:2000-1:10000, IHC:1:20-1:200,
IF:1:50-1:200

Protein Background:

Isoform 2 inhibits the ubiquitin ligase activity of SIAH1 and inhibits proteasomal degradation of target proteins. Isoform 2 inhibits autoubiquitination and proteasomal degradation of SIAH1, and thereby increases cellular levels of SIAH. Isoform 2 modulates SNCA monoubiquitination by SIAH1.

Gene ID:

SNCAIP

Uniprot

Q9Y6H5

Synonyms:

Synphilin-1 (Sph1) (Alpha-synuclein-interacting protein), SNCAIP

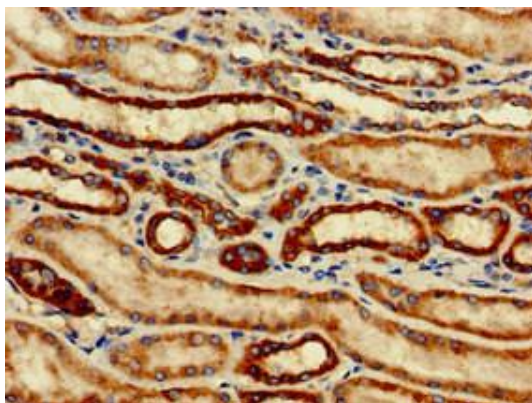
Immunogen:

Recombinant Human Synphilin-1 protein (309-553AA).

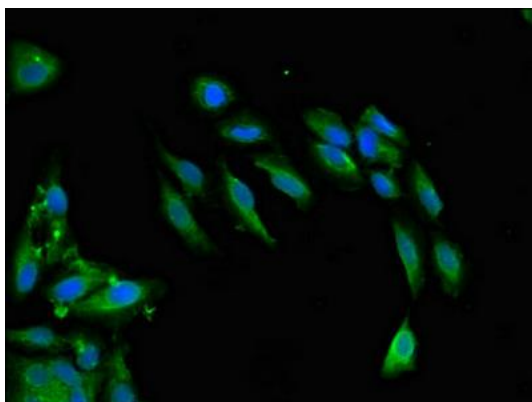
Storage:

Preservative: 0.03% Proclin 300. Constituents: 50% Glycerol, 0.01M PBS, pH 7.4

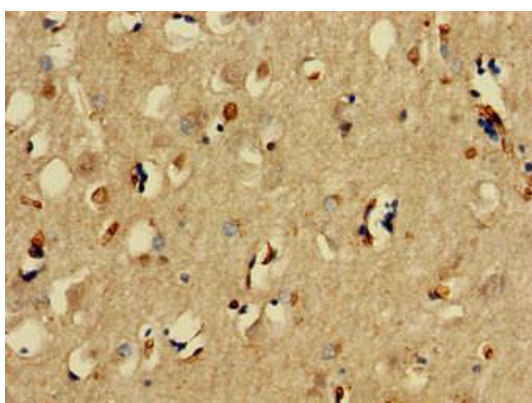
Product Images



Immunohistochemistry of paraffin-embedded human kidney tissue using PACO52918 at dilution of 1:100.



Immunofluorescent analysis of HeLa cells using PACO52918 at dilution of 1:100 and Alexa Fluor 488-conjugated AffiniPure Goat Anti-Rabbit IgG(H+L).



Immunohistochemistry of paraffin-embedded human brain tissue using PACO52918 at dilution of 1:100.