

HLA-DQB1 Antibody



PACO52094

Product Information

Size:

50ug

Reactivity:

Human, Mouse

Source:

Rabbit

Isotype:

IgG

Applications:

ELISA, WB, IHC

Recommended dilutions:

ELISA:1:2000-1:10000, WB:1:200-1:3000,
IHC:1:20-1:200

Protein Background:**Gene ID:**

HLA-DQB1

Uniprot

P01920

Synonyms:

HLA class II histocompatibility antigen, DQ beta 1 chain (MHC class II antigen DQB1),
HLA-DQB1, HLA-DQB

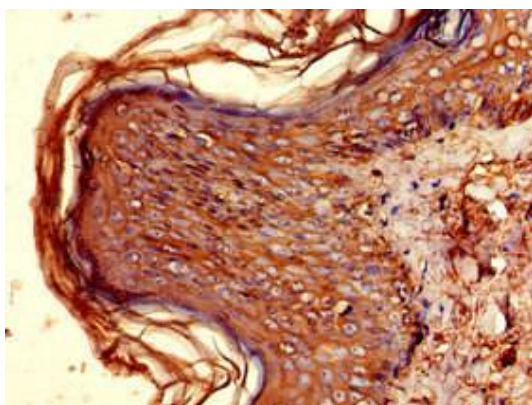
Immunogen:

Recombinant Human HLA class II histocompatibility antigen, DQ β 1 chain protein
(128-175AA).

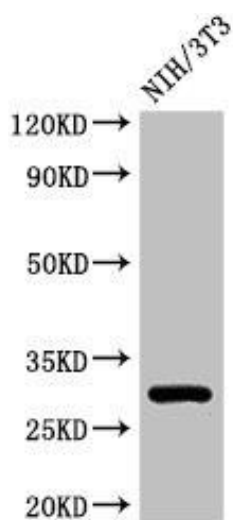
Storage:

Preservative: 0.03% Proclin 300. Constituents: 50% Glycerol, 0.01M PBS, pH 7.4

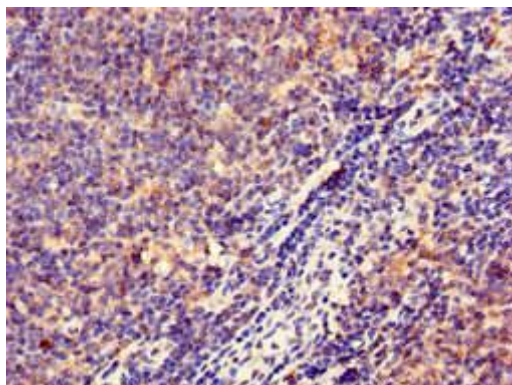
Product Images



Immunohistochemistry of paraffin-embedded human skin tissue using PACO52094 at dilution of 1:100.



Western Blot. Positive WB detected in: NIH/3T3 whole cell lysate. All lanes: HLA-DQB1 antibody at 3µg/ml. Secondary. Goat polyclonal to rabbit IgG at 1/50000 dilution. Predicted band size: 30 kDa. Observed band size: 30 kDa.



Immunohistochemistry of paraffin-embedded human lymph node tissue using PACO52094 at dilution of 1:100.