

HRH1 Antibody



PACO51614

Product Information

Size:

50ug

Reactivity:

Human

Source:

Rabbit

Isotype:

IgG

Applications:

ELISA, WB, IHC, IF

Recommended dilutions:

ELISA:1:2000-1:10000, WB:1:200-1:5000,
IHC:1:20-1:200, IF:1:50-1:200

Protein Background:

In peripheral tissues, the H1 subclass of histamine receptors mediates the contraction of smooth muscles, increase in capillary permeability due to contraction of terminal venules, and catecholamine release from adrenal medulla, as well as mediating neurotransmission in the central nervous system.

Gene ID:

HRH1

Uniprot

P35367

Synonyms:

Histamine H1 receptor (H1R) (HH1R), HRH1

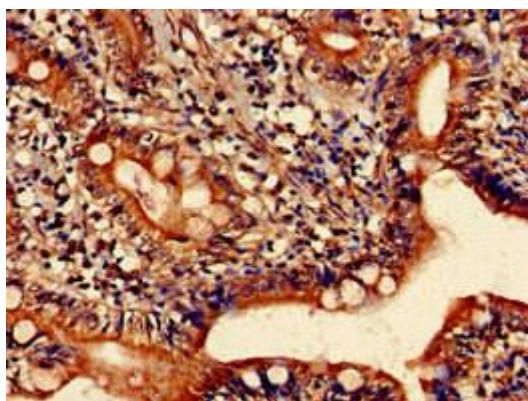
Immunogen:

Recombinant Human Histamine H1 receptor protein (211-416AA).

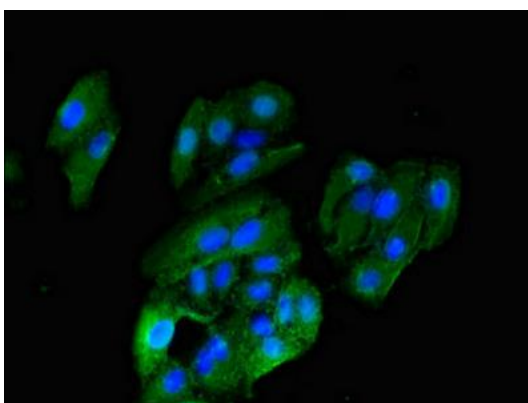
Storage:

Preservative: 0.03% Proclin 300. Constituents: 50% Glycerol, 0.01M PBS, pH 7.4

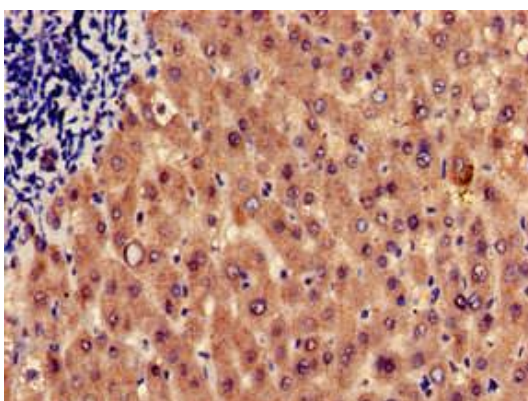
Product Images



Immunohistochemistry of paraffin-embedded human small intestine tissue using PACO51614 at dilution of 1:100.



Immunofluorescent analysis of HepG2 cells using PACO51614 at dilution of 1:100 and Alexa Fluor 488-conjugated AffiniPure Goat Anti-Rabbit IgG(H+L).



Immunohistochemistry of paraffin-embedded human liver tissue using PACO51614 at dilution of 1:100.