

FGR Antibody



PACO51510

Product Information

Size:

50ug

Reactivity:

Human

Source:

Rabbit

Isotype:

IgG

Applications:

ELISA, IHC, IF

Recommended dilutions:

ELISA:1:2000-1:10000, IHC:1:20-1:200,
IF:1:50-1:200

Protein Background:

Gene ID:

FGR

Uniprot

P09769

Synonyms:

Tyrosine-protein kinase Fgr (EC 2.7.10.2) (Gardner-Rasheed feline sarcoma viral (v-fgr) oncogene homolog) (Proto-oncogene c-Fgr) (p55-Fgr) (p58-Fgr) (p58c-Fgr), FGR, SRC2

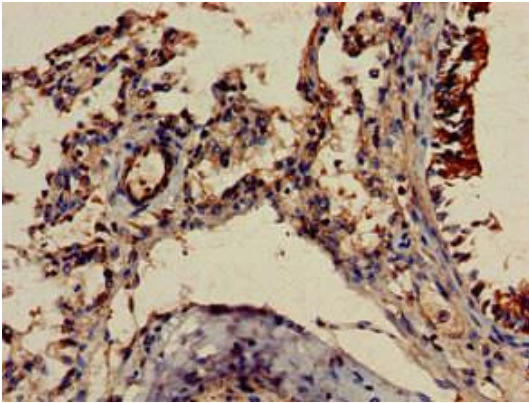
Immunogen:

Recombinant Human Tyrosine-protein kinase Fgr protein (11-72AA).

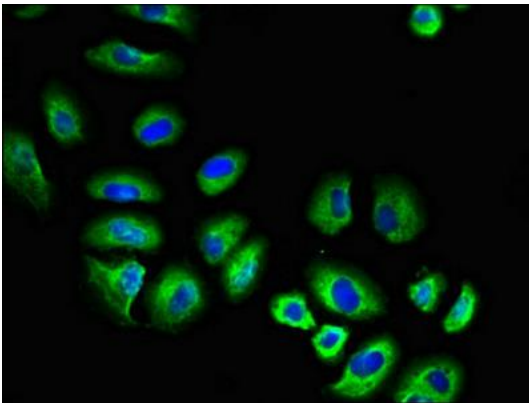
Storage:

Preservative: 0.03% Proclin 300. Constituents: 50% Glycerol, 0.01M PBS, pH 7.4

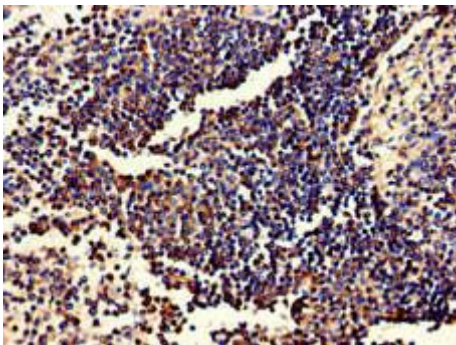
Product Images



Immunohistochemistry of paraffin-embedded human lung tissue using PACO51510 at dilution of 1:100.



Immunofluorescent analysis of A549 cells using PACO51510 at dilution of 1:100 and Alexa Fluor 488-conjugated AffiniPure Goat Anti-Rabbit IgG(H+L).



Immunohistochemistry of paraffin-embedded human spleen tissue using PACO51510 at dilution of 1:100.