

# SNX15 Antibody



PACO51102

---

## Product Information

**Size:**

50ug

**Reactivity:**

Human

**Source:**

Rabbit

**Isotype:**

IgG

**Applications:**

ELISA, IHC, IF

**Recommended dilutions:**

ELISA:1:2000-1:10000, IHC:1:20-1:200,  
IF:1:50-1:200

**Protein Background:**

May be involved in several stages of intracellular trafficking. Overexpression of SNX15 disrupts the normal trafficking of proteins from the plasma membrane to recycling endosomes or the TGN.

**Gene ID:**

SNX15

**Uniprot**

Q9NRS6

**Synonyms:**

Sorting nexin-15, SNX15

**Immunogen:**

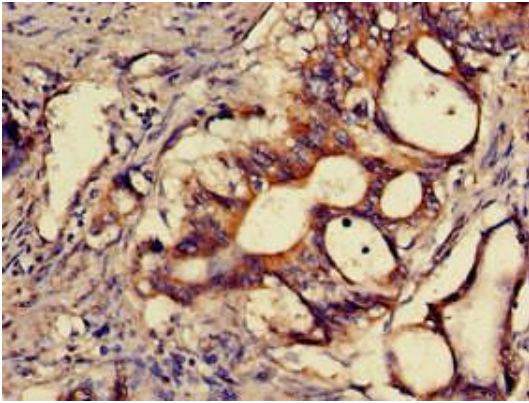
Recombinant Human Sorting nexin-15 protein (144-321AA).

**Storage:**

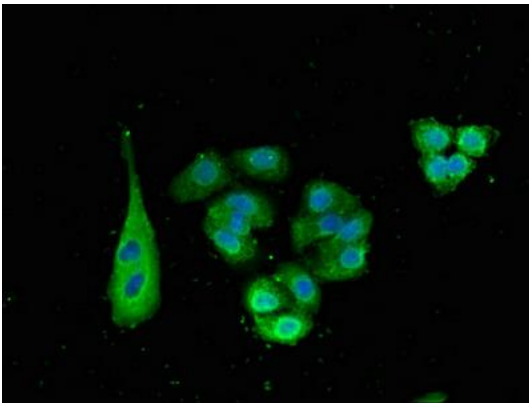
Preservative: 0.03% Proclin 300. Constituents: 50% Glycerol, 0.01M PBS, pH 7.4

## Product Images

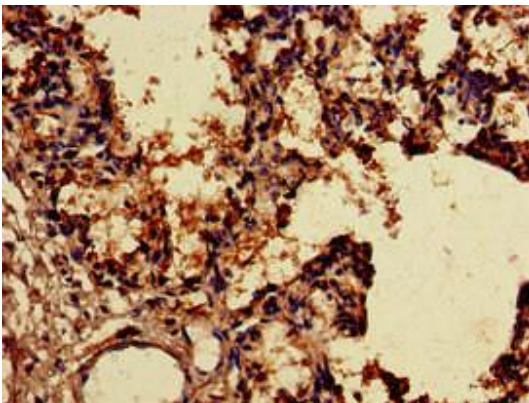
---



Immunohistochemistry of paraffin-embedded human colon cancer using PACO51102 at dilution of 1:100.



Immunofluorescent analysis of HepG2 cells using PACO51102 at dilution of 1:100 and Alexa Fluor 488-conjugated AffiniPure Goat Anti-Rabbit IgG(H+L).



Immunohistochemistry of paraffin-embedded human lung tissue using PACO51102 at dilution of 1:100.