

PACO50814

---

## Product Information

**Size:**

50ug

**Reactivity:**

Human

**Source:**

Rabbit

**Isotype:**

IgG

**Applications:**

ELISA, IHC, IF

**Recommended dilutions:**

ELISA:1:2000-1:10000, IHC:1:20-1:200,  
IF:1:50-1:200

**Protein Background:**

Putative C to U editing enzyme whose physiological substrate is not yet known.

**Gene ID:**

APOBEC4

**Uniprot**

Q8WW27

**Synonyms:**

Putative C->U-editing enzyme APOBEC-4 (EC 3.5.4) (Apolipoprotein B mRNA-editing enzyme catalytic polypeptide-like 4), APOBEC4, C1orf169

**Immunogen:**

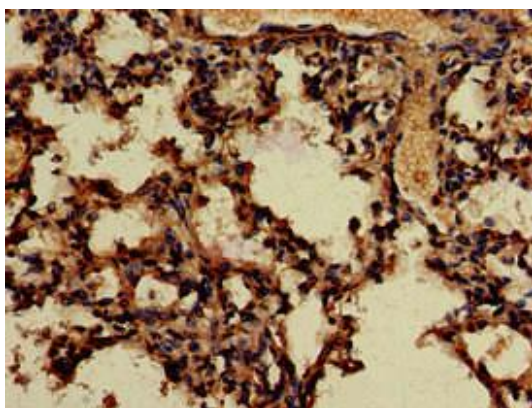
Recombinant Human Putative C->U-editing enzyme APOBEC-4 protein (221-367AA).

**Storage:**

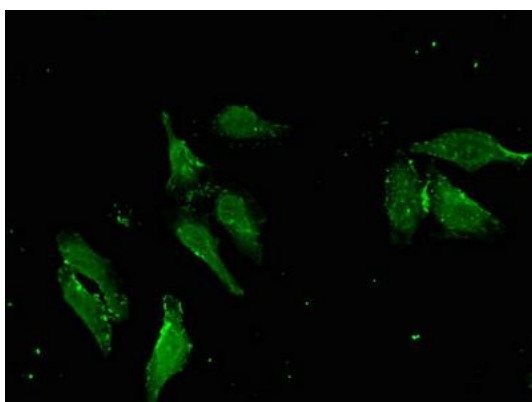
Preservative: 0.03% Proclin 300. Constituents: 50% Glycerol, 0.01M PBS, pH 7.4

## Product Images

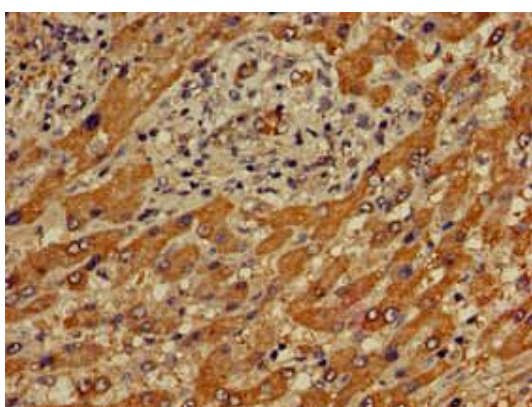
---



Immunohistochemistry of paraffin-embedded human lung tissue using PACO50814 at dilution of 1:100.



Immunofluorescent analysis of Hela cells using PACO50814 at dilution of 1:100 and Alexa Fluor 488-conjugated AffiniPure Goat Anti-Rabbit IgG(H+L).



Immunohistochemistry of paraffin-embedded human liver cancer using PACO50814 at dilution of 1:100.