

DPYSL4 Antibody



PACO49538

Product Information

Size:

50ug

Reactivity:

Human

Source:

Rabbit

Isotype:

IgG

Applications:

ELISA, IHC, IF

Recommended dilutions:

ELISA:1:2000-1:10000, IHC:1:20-1:200,
IF:1:50-1:200

Protein Background:

Necessary for signaling by class 3 semaphorins and subsequent remodeling of the cytoskeleton. Plays a role in axon guidance, neuronal growth cone collapse and cell migration.

Gene ID:

DPYSL4

Uniprot

O14531

Synonyms:

Dihydropyrimidinase-related protein 4 (DRP-4) (Collapsin response mediator protein 3) (CRMP-3) (UNC33-like phosphoprotein 4) (ULIP-4), DPYSL4, CRMP3 ULIP4

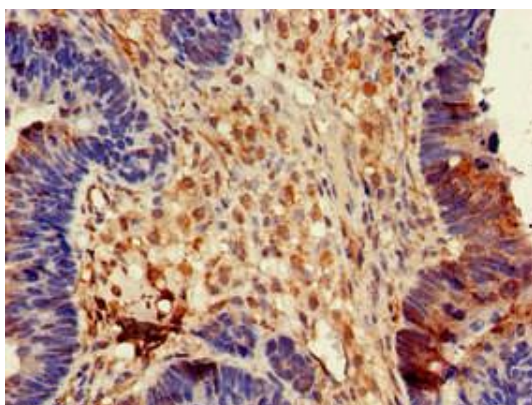
Immunogen:

Recombinant Human Dihydropyrimidinase-related protein 4 protein (280-560AA).

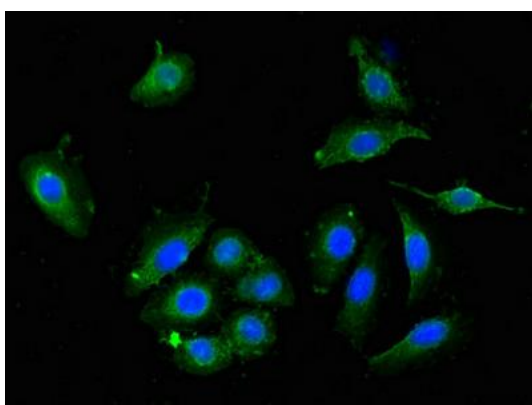
Storage:

Preservative: 0.03% Proclin 300. Constituents: 50% Glycerol, 0.01M PBS, pH 7.4

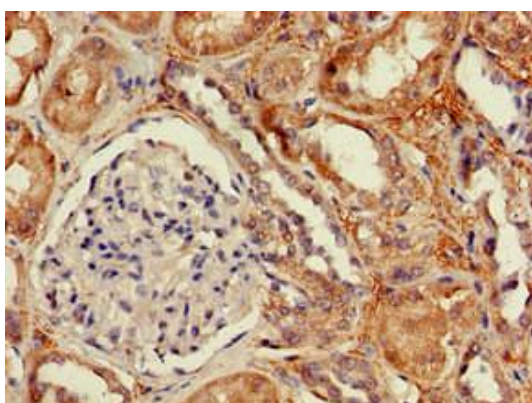
Product Images



Immunohistochemistry of paraffin-embedded human ovarian cancer using PACO49538 at dilution of 1:100.



Immunofluorescent analysis of A549 cells using PACO49538 at dilution of 1:100 and Alexa Fluor 488-conjugated AffiniPure Goat Anti-Rabbit IgG(H+L).



Immunohistochemistry of paraffin-embedded human kidney tissue using PACO49538 at dilution of 1:100.