

FOXO1 Antibody



PACO48554

Product Information

Size:

50ug

Reactivity:

Human, Mouse

Source:

Rabbit

Isotype:

IgG

Applications:

ELISA, WB, IHC, IF

Recommended dilutions:

ELISA:1:2000-1:10000, WB:1:500-1:5000,
IHC:1:20-1:200, IF:1:50-1:200

Protein Background:

Gene ID:

FOXO1

Uniprot

Q12778

Synonyms:

Forkhead box protein O1 (Forkhead box protein O1A) (Forkhead in rhabdomyosarcoma), FOXO1, FKHR FOXO1A

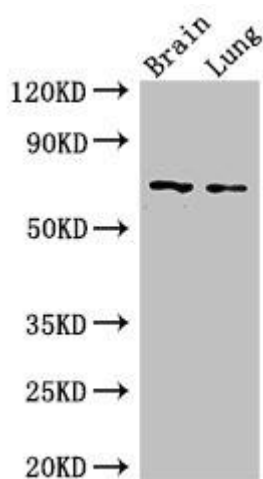
Immunogen:

Recombinant Human Forkhead box protein O1 protein (1-300AA).

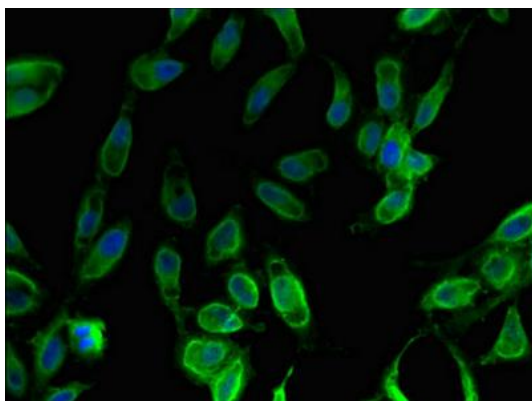
Storage:

Preservative: 0.03% Proclin 300. Constituents: 50% Glycerol, 0.01M PBS, PH 7.4

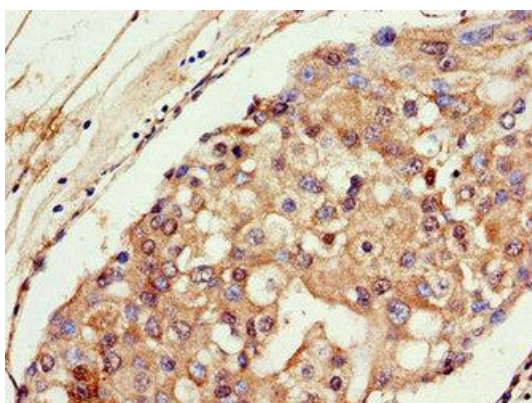
Product Images



Western Blot. Positive WB detected in: Mouse brain tissue, Mouse lung tissue. All lanes: FOXO1 antibody at 2.5 μ g/ml. Secondary. Goat polyclonal to rabbit IgG at 1/50000 dilution. Predicted band size: 70 kDa. Observed band size: 70 kDa.



Immunofluorescent analysis of HeLa cells using PACO48554 at dilution of 1:100 and Alexa Fluor 488-conjugated AffiniPure Goat Anti-Rabbit IgG(H+L).



Immunohistochemistry of paraffin-embedded human breast cancer using PACO48554 at dilution of 1:100.