

C1QTNF9B Antibody



PACO47866

Product Information

Size:

50ug

Reactivity:

Human

Source:

Rabbit

Isotype:

IgG

Applications:

ELISA, IHC, IF

Recommended dilutions:

ELISA:1:2000-1:10000, IHC:1:20-1:200,
IF:1:50-1:200

Protein Background:

extracellular exosome.

Gene ID:

C1QTNF9B

Uniprot

B2RNN3

Synonyms:

Complement C1q and tumor necrosis factor-related protein 9B (C1q/TNF-related protein 9B) (CTRP9B) (Complement C1q and tumor necrosis factor-related protein 9-like), C1QTNF9B

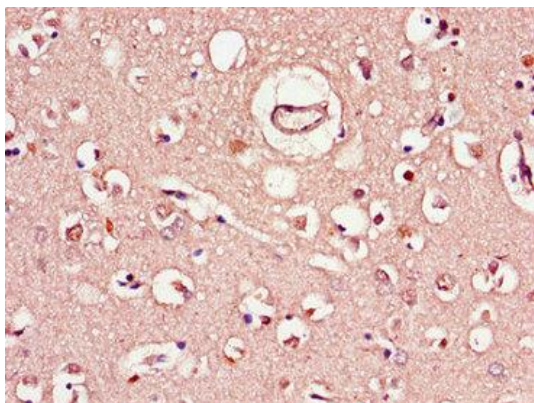
Immunogen:

Recombinant Human Complement C1q and tumor necrosis factor-related protein 9B protein (2-192AA).

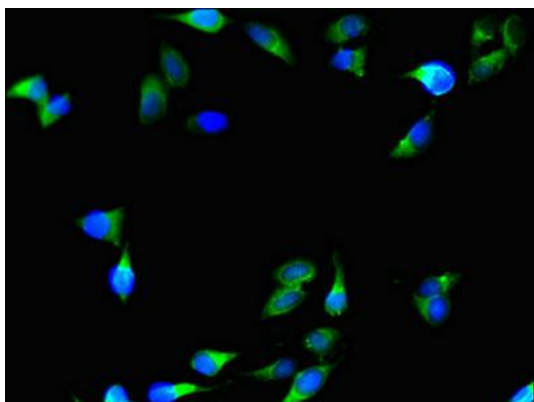
Storage:

Preservative: 0.03% Proclin 300. Constituents: 50% Glycerol, 0.01M PBS, PH 7.4

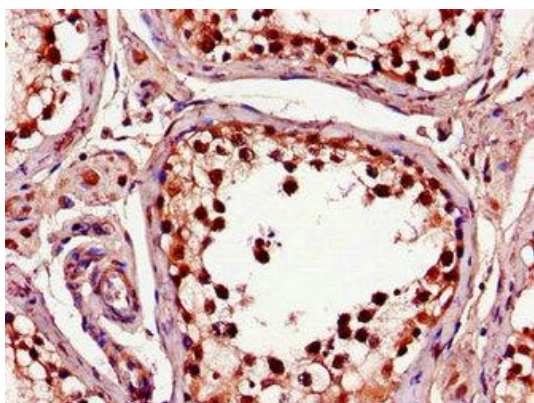
Product Images



Immunohistochemistry of paraffin-embedded human brain tissue using PACO47866 at dilution of 1:100.



Immunofluorescent analysis of HeLa cells using PACO47866 at dilution of 1:100 and Alexa Fluor 488-conjugated AffiniPure Goat Anti-Rabbit IgG(H+L).



Immunohistochemistry of paraffin-embedded human testis tissue using PACO47866 at dilution of 1:100.