

ZMPSTE24 Antibody



PACO47754

Product Information

Size:

50ug

Reactivity:

Human

Source:

Rabbit

Isotype:

IgG

Applications:

ELISA, IHC, IF

Recommended dilutions:

ELISA:1:2000-1:10000, IHC:1:20-1:200,
IF:1:50-1:200

Protein Background:

Proteolytically removes the C-terminal three residues of farnesylated proteins. Acts on lamin A/C.

Gene ID:

ZMPSTE24

Uniprot

O75844

Synonyms:

CAAX prenyl protease 1 homolog (EC 3.4.24.84) (Farnesylated proteins-converting enzyme 1) (FACE-1) (Prenyl protein-specific endoprotease 1) (Zinc metalloproteinase Ste24 homolog), ZMPSTE24, FACE1 STE24

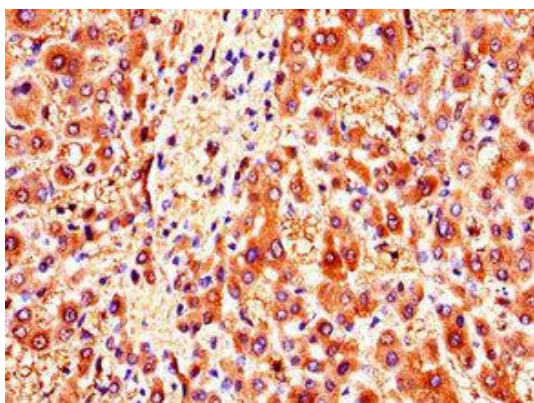
Immunogen:

Recombinant Human CAAX prenyl protease 1 homolog protein (217-347AA).

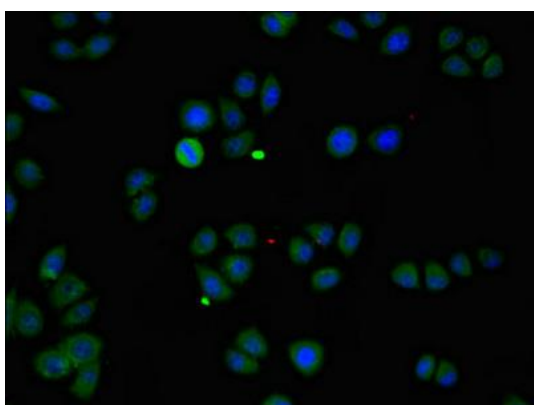
Storage:

Preservative: 0.03% Proclin 300. Constituents: 50% Glycerol, 0.01M PBS, PH 7.4

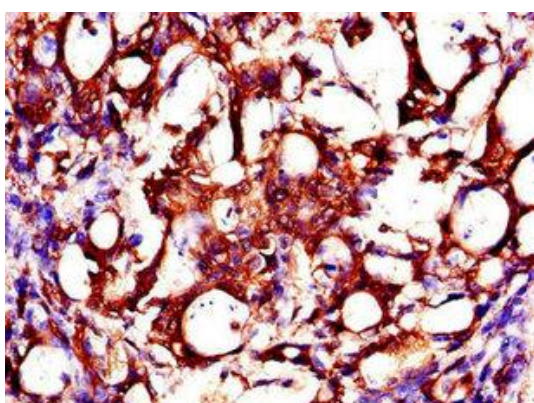
Product Images



Immunohistochemistry of paraffin-embedded human liver tissue using PACO47754 at dilution of 1:100.



Immunofluorescent analysis of PC-3 cells using PACO47754 at dilution of 1:100 and Alexa Fluor 488-conjugated AffiniPure Goat Anti-Rabbit IgG(H+L).



Immunohistochemistry of paraffin-embedded human gastric cancer using PACO47754 at dilution of 1:100.