

S100G Antibody



PACO46186

Product Information

Size:

50ug

Reactivity:

Human

Source:

Rabbit

Isotype:

IgG

Applications:

ELISA, IHC, IF

Recommended dilutions:

ELISA:1:2000-1:10000, IHC:1:20-1:200,
IF:1:50-1:200

Protein Background:

calcium ion binding.

Gene ID:

S100G

Uniprot

P29377

Synonyms:

Protein S100-G (Calbindin-D9k) (S100 calcium-binding protein G) (Vitamin D-dependent calcium-binding protein, intestinal) (CABP), S100G, CABP9K CALB3 S100D

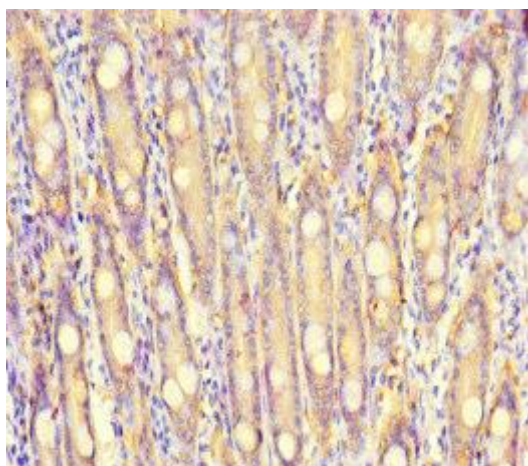
Immunogen:

Recombinant Human Protein S100-G protein (1-66AA).

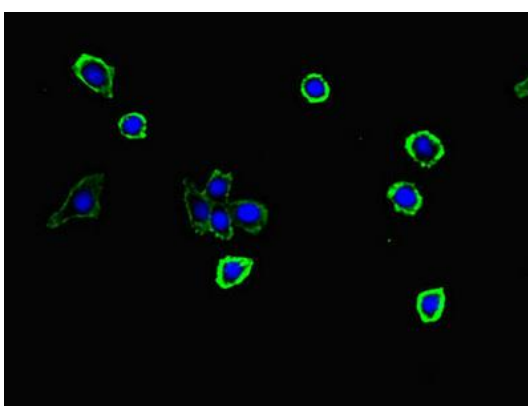
Storage:

Preservative: 0.03% Proclin 300. Constituents: 50% Glycerol, 0.01M PBS, PH 7.4

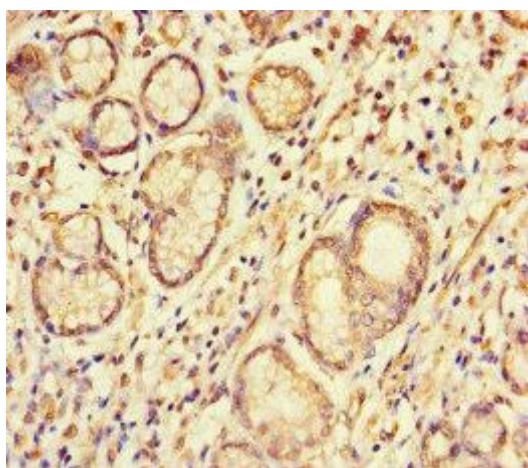
Product Images



Immunohistochemistry of paraffin-embedded human small intestine tissue using PACO46186 at dilution of 1:100.



Immunofluorescent analysis of HepG2 cells using PACO46186 at dilution of 1:100 and Alexa Fluor 488-conjugated AffiniPure Goat Anti-Rabbit IgG(H+L).



Immunohistochemistry of paraffin-embedded human gastric cancer using PACO46186 at dilution of 1:100.