

ZNF549 Antibody



PACO44745

Product Information

Size:

50ul

Reactivity:

Human

Source:

Rabbit

Isotype:

IgG

Applications:

ELISA, WB, IHC

Recommended dilutions:

ELISA:1:2000-1:10000, WB:1:1000-1:5000,
IHC:1:20-1:200

Protein Background:

May be involved in transcriptional regulation.

Gene ID:

ZNF549

Uniprot

Q6P9A3

Synonyms:

Zinc finger protein 549, ZNF549

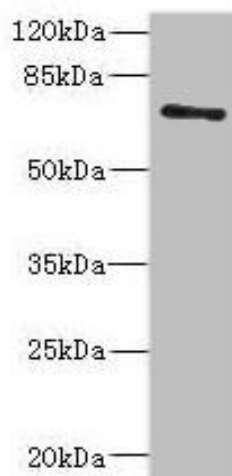
Immunogen:

Recombinant Human Zinc finger protein 549 protein (1-280AA).

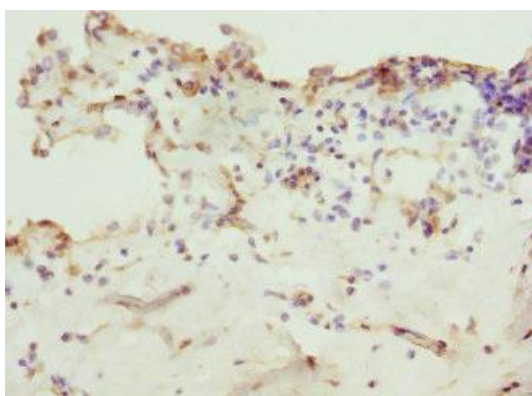
Storage:

PBS with 0.02% sodium azide, 50% glycerol, pH7.3.

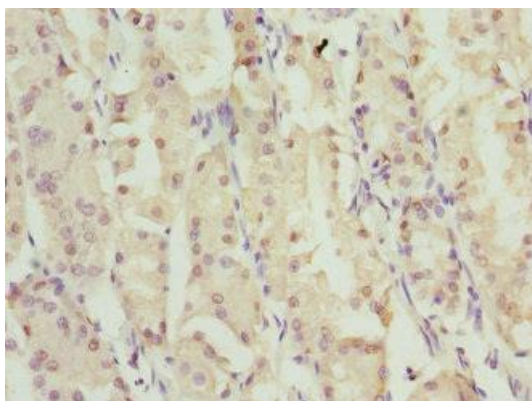
Product Images



Western blot. All lanes: ZNF549 antibody at 1.09 μ g/ml + A549 whole cell lysate. Secondary. Goat polyclonal to rabbit IgG at 1/10000 dilution. Predicted band size: 75, 73 kDa. Observed band size: 75 kDa.



Immunohistochemistry of paraffin-embedded human breast cancer using PACO44745 at dilution of 1:100.



Immunohistochemistry of paraffin-embedded human gastric cancer using PACO44745 at dilution of 1:100.