

ZSCAN26 Antibody



PACO44735

Product Information

Size:

50ul

Reactivity:

Human, Mouse

Source:

Rabbit

Isotype:

IgG

Applications:

ELISA, WB, IHC

Recommended dilutions:

ELISA:1:2000-1:10000, WB:1:1000-1:5000,
IHC:1:20-1:200

Protein Background:

May be involved in transcriptional regulation.

Gene ID:

ZSCAN26

Uniprot

Q16670

Synonyms:

Zinc finger and SCAN domain-containing protein 26 (Protein SRE-ZBP) (Zinc finger protein 187), ZSCAN26, ZNF187


Immunogen:

Recombinant Human Zinc finger and SCAN domain-containing protein 26 protein (239-478AA).

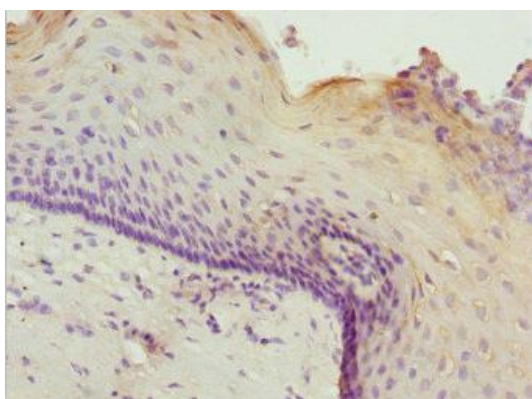
Storage:

PBS with 0.02% sodium azide, 50% glycerol, pH7.3.

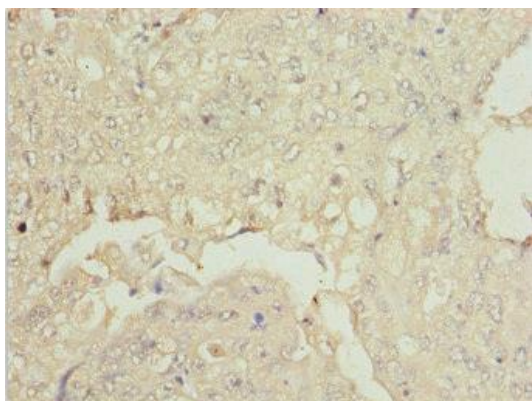
Product Images



Western blot. All lanes: ZSCAN26 antibody at 1.34 μ g/ml + Mouse brain tissue. Secondary. Goat polyclonal to rabbit IgG at 1/10000 dilution. Predicted band size: 56, 38 kDa. Observed band size: 56, 29, 40, 160 kDa.



Immunohistochemistry of paraffin-embedded human cervical cancer using PACO44735 at dilution of 1:100.



Immunohistochemistry of paraffin-embedded human lung cancer using PACO44735 at dilution of 1:100.