

NLGN4Y Antibody



PACO43818

Product Information

Size:

50ul

Reactivity:

Human, Mouse

Source:

Rabbit

Isotype:

IgG

Applications:

ELISA, WB, IHC

Recommended dilutions:

ELISA:1:2000-1:10000, WB:1:500-1:2000,
IHC:1:20-1:200

Protein Background:

Putative neuronal cell surface protein involved in cell-cell-interactions.

Gene ID:

NLGN4Y

Uniprot

Q8NFZ3

Synonyms:

Neuroigin-4, Y-linked (Neuroigin Y), NLGN4Y, KIAA0951

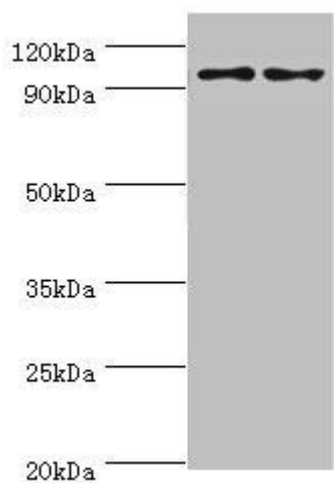
Immunogen:

Recombinant Human Neuroigin-4, Y-linked protein (682-816AA).

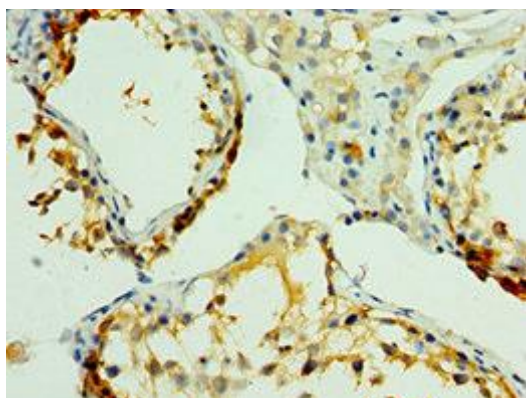
Storage:

PBS with 0.02% sodium azide, 50% glycerol, pH7.3.

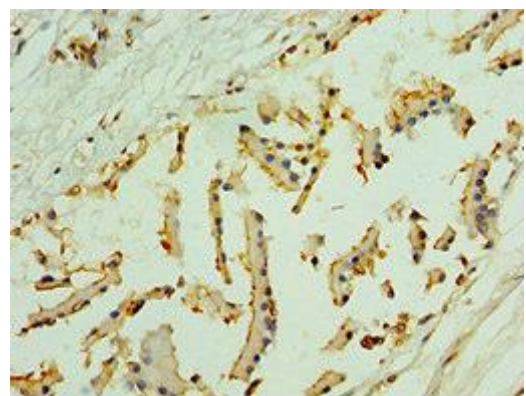
Product Images



Western blot. All lanes: NLGN4Y antibody at 6 μ g/ml. Lane 1: A549 whole cell lysate. Lane 2: Mouse brain tissue. Secondary: Goat polyclonal to rabbit IgG at 1/10000 dilution. Predicted band size: 93, 73, 16, 29 kDa. Observed band size: 93 kDa.



Immunohistochemistry of paraffin-embedded human testis tissue using PACO43818 at dilution of 1:100.



Immunohistochemistry of paraffin-embedded human prostate tissue using PACO43818 at dilution of 1:100.