

BBS4 Antibody



PACO43684

Product Information

Size:

50ul

Reactivity:

Human, Mouse

Source:

Rabbit

Isotype:

IgG

Applications:

ELISA, WB, IHC

Recommended dilutions:

ELISA:1:2000-1:10000, WB:1:200-1:1000,
IHC:1:20-1:200

Protein Background:

Gene ID:

BBS4

Uniprot

Q96RK4

Synonyms:

Bardet-Biedl syndrome 4 protein, BBS4

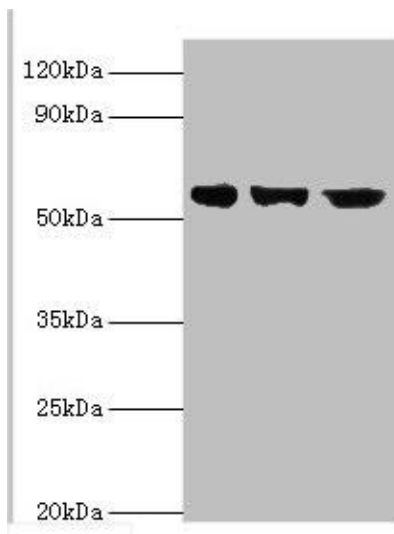
Immunogen:

Recombinant Human Bardet-Biedl syndrome 4 protein (350-519AA).

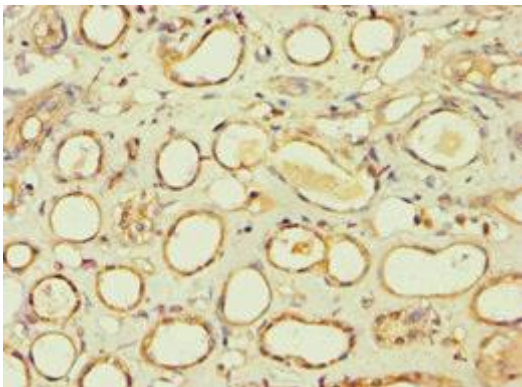
Storage:

PBS with 0.02% sodium azide, 50% glycerol, pH7.3.

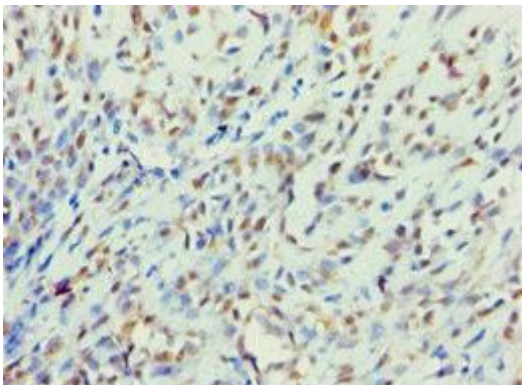
Product Images



Western blot. All lanes: Bardet-Biedl syndrome 4 protein antibody at 4 μ g/ml. Lane 1: Hela whole cell lysate. Lane 2: U251 whole cell lysate. Lane 2: Mouse heart tissue. Secondary: Goat polyclonal to rabbit IgG at 1/10000 dilution. Predicted band size: 59, 60, 39 kDa. Observed band size: 59 kDa.



Immunohistochemistry of paraffin-embedded human kidney tissue using PACO43684 at dilution of 1:100.



Immunohistochemistry of paraffin-embedded human breast cancer using PACO43684 at dilution of 1:100.