

ACTR3B Antibody



PACO43432

Product Information

Size:

50ul

Reactivity:

Human

Source:

Rabbit

Isotype:

IgG

Applications:

ELISA, IHC

Recommended dilutions:

ELISA:1:2000-1:10000, IHC:1:20-1:200

Protein Background:

Plays a role in the organization of the actin cytoskeleton. May function as ATP-binding component of the Arp2/3 complex which is involved in regulation of actin polymerization and together with an activating nucleation-promoting factor (NPF) mediates the formation of branched actin networks. May decrease the metastatic potential of tumors.

Gene ID:

ACTR3B

Uniprot

Q9P1U1

Synonyms:

Actin-related protein 3B (ARP3-beta) (Actin-like protein 3B) (Actin-related protein ARP4), ACTR3B, ARP11 ARP4

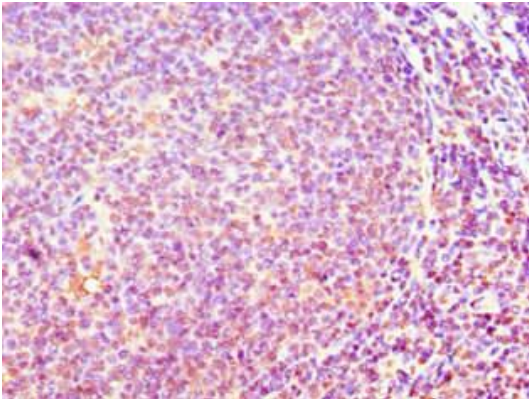
Immunogen:

Recombinant Human Actin-related protein 3B protein (189-418AA).

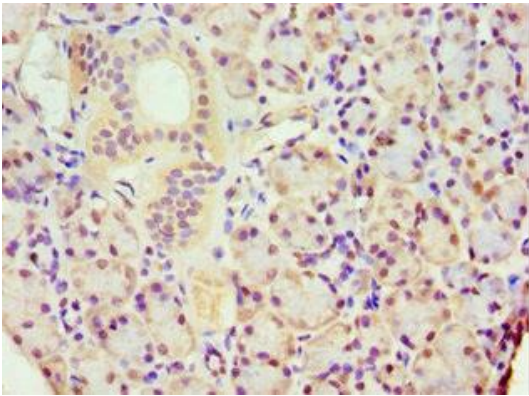
Storage:

PBS with 0.02% sodium azide, 50% glycerol, pH7.3.

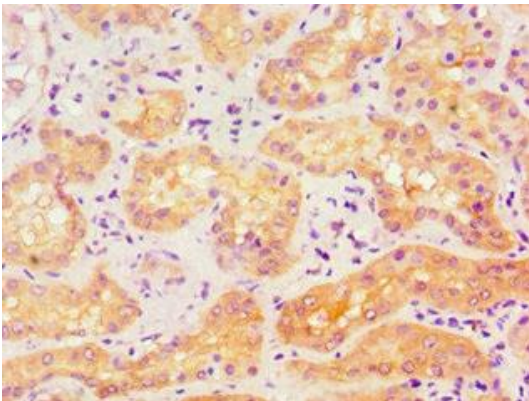
Product Images



Immunohistochemistry of paraffin-embedded human tonsil tissue using PACO43432 at dilution of 1:100.



Immunohistochemistry of paraffin-embedded human pancreatic tissue using PACO43432 at dilution of 1:100.



Immunohistochemistry of paraffin-embedded human kidney tissue using PACO43432 at dilution of 1:100.