

BRD9 Antibody



PACO43204

Product Information

Size:

50ul

Reactivity:

Human

Source:

Rabbit

Isotype:

IgG

Applications:

ELISA, IHC, IF

Recommended dilutions:

ELISA:1:2000-1:10000, IHC:1:20-1:200,
IF:1:50-1:200

Protein Background:

May play a role in chromatin remodeling and regulation of transcription.

Gene ID:

BRD9

Uniprot

Q9H8M2

Synonyms:

Bromodomain-containing protein 9 (Rhabdomyosarcoma antigen MU-RMS-40.8),
BRD9

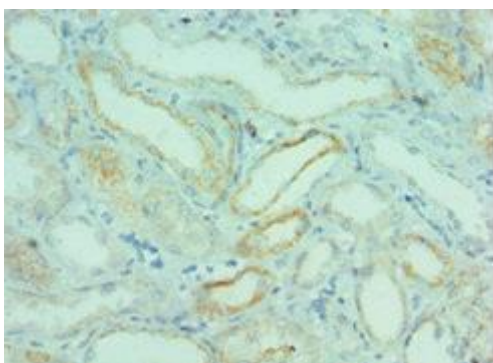
Immunogen:

Recombinant Human Bromodomain-containing protein 9 protein (338-597AA).

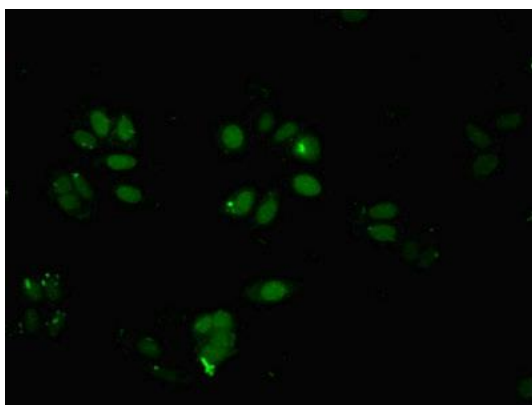
Storage:

PBS with 0.02% sodium azide, 50% glycerol, pH7.3.

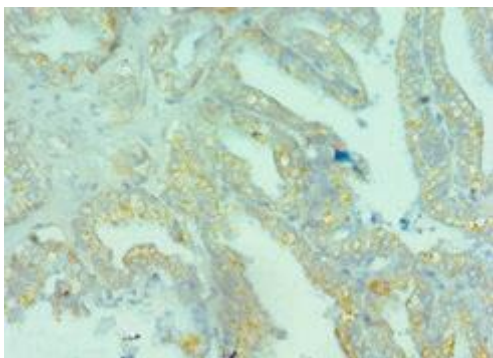
Product Images



Immunohistochemistry of paraffin-embedded human kidney tissue using PACO43204 at dilution of 1:100.



Immunofluorescent analysis of HepG2 cells using PACO43204 at dilution of 1:100 and Alexa Fluor 488-conjugated AffiniPure Goat Anti-Rabbit IgG(H+L).



Immunohistochemistry of paraffin-embedded human bladder cancer using PACO43204 at dilution of 1:100.