

FAM118A Antibody



PACO41994

Product Information

Size:

50ug

Reactivity:

Human

Source:

Rabbit

Isotype:

IgG

Applications:

ELISA, WB, IHC, IF

Recommended dilutions:

ELISA:1:2000-1:10000, WB:1:500-1:2000,
IHC:1:20-1:200, IF:1:50-1:200

Protein Background:

Gene ID:

FAM118A

Uniprot

Q9NWS6

Synonyms:

Protein FAM118A, FAM118A, C22orf8


Immunogen:

Recombinant Human Protein FAM118A protein (51-357AA).

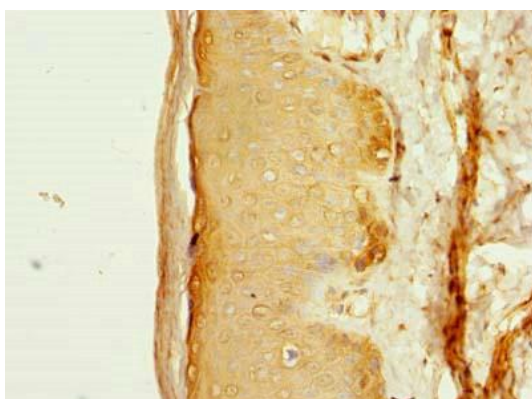
Storage:

Preservative: 0.03% Proclin 300. Constituents: 50% Glycerol, 0.01M PBS, PH 7.4

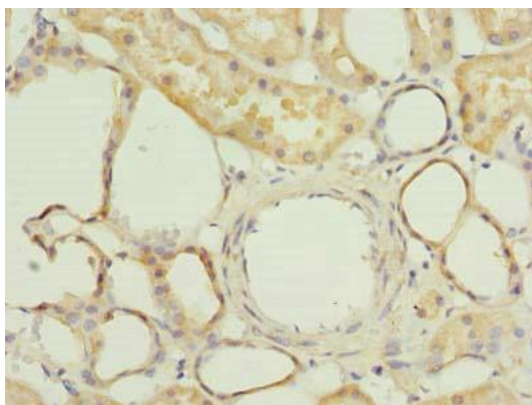
Product Images



Western blot. All lanes: FAM118A antibody at 4 μ g/ml + 293T whole cell lysate. Secondary. Goat polyclonal to rabbit IgG at 1/10000 dilution. Predicted band size: 41, 20 kDa. Observed band size: 41 kDa.



Immunohistochemistry of paraffin-embedded human skin tissue using PACO41994 at dilution of 1:100.



Immunohistochemistry of paraffin-embedded human kidney tissue using PACO41994 at dilution of 1:100.