

BTG4 Antibody



PACO41470

Product Information

Size:

50ug

Reactivity:

Human, Mouse

Source:

Rabbit

Isotype:

IgG

Applications:

ELISA, WB, IHC

Recommended dilutions:

ELISA:1:2000-1:10000, WB:1:500-1:5000,
IHC:1:20-1:200

Protein Background:

Shows marked antiproliferative activity, being able to induce G(1) arrest.

Gene ID:

BTG4

Uniprot

Q9NY30

Synonyms:

Protein BTG4 (BTG family member 4) (Protein PC3b), BTG4, PC3B

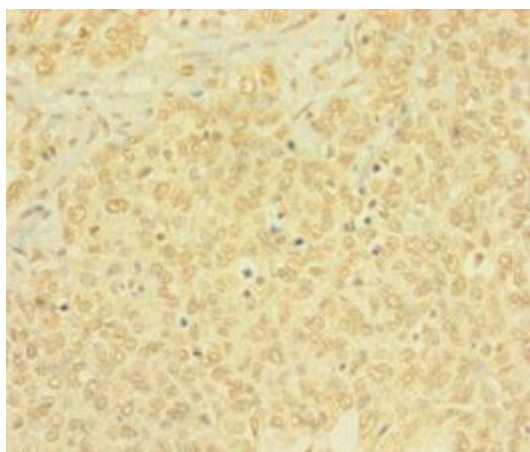
Immunogen:

Recombinant Human Protein BTG4 protein (1-206AA).

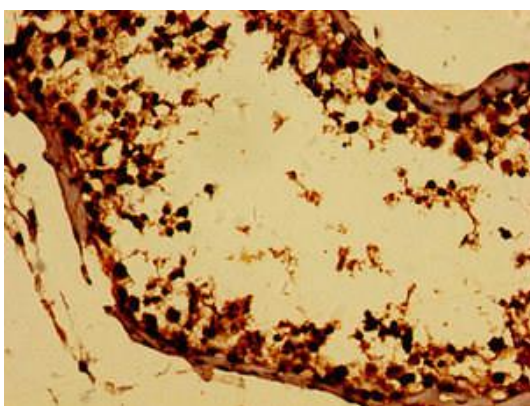
Storage:

Preservative: 0.03% Proclin 300. Constituents: 50% Glycerol, 0.01M PBS, PH 7.4

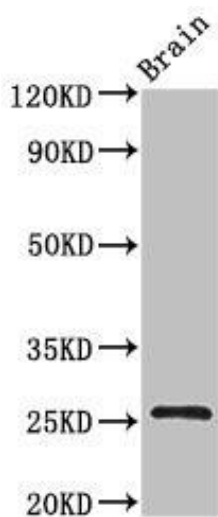
Product Images



Immunohistochemistry of paraffin-embedded human ovarian cancer using PACO41470 at dilution of 1: 100.



Immunohistochemistry of paraffin-embedded human testis tissue using PACO41470 at dilution of 1:100.



Western Blot. Positive WB detected in: Mouse brain tissue. All lanes: BTG4 antibody at 3 μ g/ml. Secondary. Goat polyclonal to rabbit IgG at 1/50000 dilution. Predicted band size: 26, 25 kDa. Observed band size: 26 kDa.