

PDRG1 Antibody



PACO41426

Product Information

Size:

50ug

Reactivity:

Human

Source:

Rabbit

Isotype:

IgG

Applications:

ELISA, IHC, IF

Recommended dilutions:

ELISA:1:2000-1:10000, IHC:1:20-1:200,
IF:1:50-1:200

Protein Background:

May play a role in chaperone-mediated protein folding.

Gene ID:

PDRG1

Uniprot

Q9NUG6

Synonyms:

p53 and DNA damage-regulated protein 1, PDRG1, C20orf126 PDRG

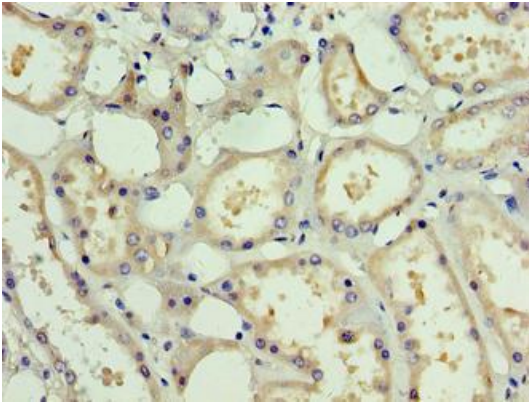
Immunogen:

Recombinant Human p53 and DNA damage-regulated protein 1 protein (1-133AA).

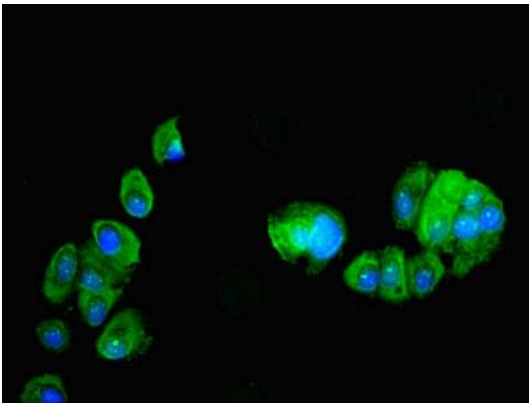
Storage:

Preservative: 0.03% Proclin 300. Constituents: 50% Glycerol, 0.01M PBS, PH 7.4

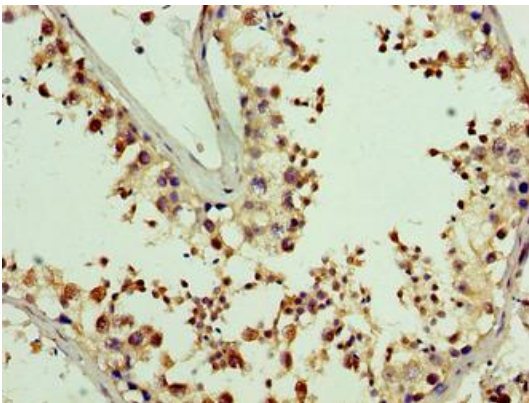
Product Images



Immunohistochemistry of paraffin-embedded human kidney tissue using PACO41426 at dilution of 1:100.



Immunofluorescent analysis of MCF-7 cells using PACO41426 at dilution of 1:100 and Alexa Fluor 488-conjugated AffiniPure Goat Anti-Rabbit IgG(H+L).



Immunohistochemistry of paraffin-embedded human testis tissue using PACO41426 at dilution of 1:100.