

TRIM51 Antibody



PACO40958

Product Information

Size:

50ug

Reactivity:

Human

Source:

Rabbit

Isotype:

IgG

Applications:

ELISA, WB, IHC

Recommended dilutions:

ELISA:1:2000-1:10000, WB:1:500-1:2000,
IHC:1:20-1:200

Protein Background:

Gene ID:

TRIM51

Uniprot

Q9BSJ1

Synonyms:

Tripartite motif-containing protein 51 (SPRY domain-containing protein 5), TRIM51, SPRYD5

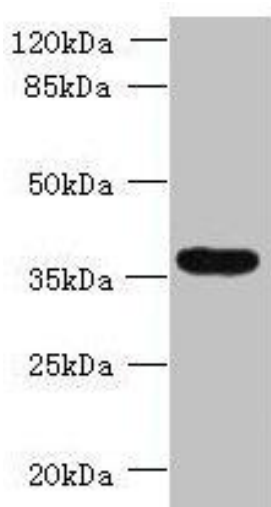
Immunogen:

Recombinant Human Tripartite motif-containing protein 51 protein (160-452AA).

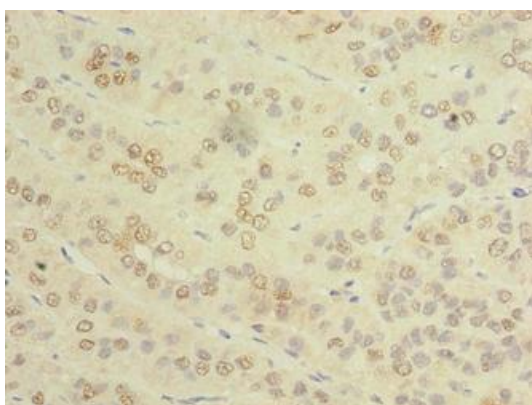
Storage:

Preservative: 0.03% Proclin 300. Constituents: 50% Glycerol, 0.01M PBS, PH 7.4

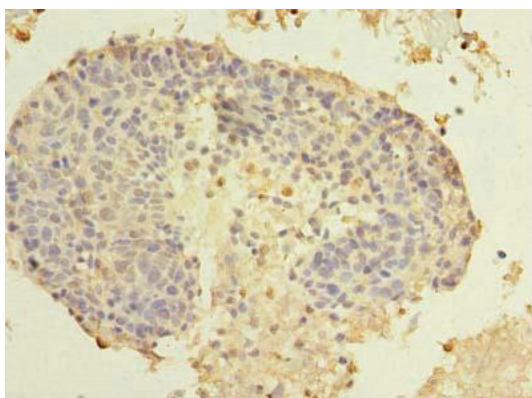
Product Images



Western blot. All lanes: TRIM51 antibody at 1.2 μ g/ml + Jurkat whole cell lysate. Secondary. Goat polyclonal to rabbit IgG at 1/10000 dilution. Predicted band size: 53, 36 kDa. Observed band size: 36 kDa.



Immunohistochemistry of paraffin-embedded human liver cancer using PACO40958 at dilution of 1:100.



Immunohistochemistry of paraffin-embedded human cervical cancer using PACO40958 at dilution of 1:100.