

ZMAT5 Antibody



PACO40698

Product Information

Size:

50ug

Reactivity:

Human

Source:

Rabbit

Isotype:

IgG

Applications:

ELISA, WB, IHC

Recommended dilutions:

ELISA:1:2000-1:10000, WB:1:500-1:2000,
IHC:1:20-1:200

Protein Background:

Gene ID:

ZMAT5

Uniprot

Q9UDW3

Synonyms:

Zinc finger matrin-type protein 5 (U11/U12 small nuclear ribonucleoprotein 20 kDa protein) (U11/U12 snRNP 20 kDa protein) (U11/U12-20K), ZMAT5


Immunogen:

Recombinant Human Zinc finger matrin-type protein 5 protein (1-170AA).

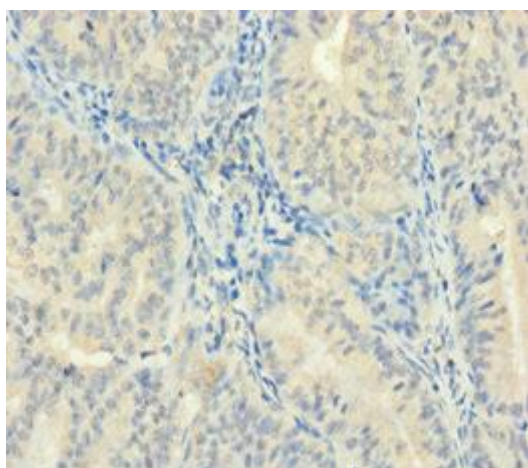
Storage:

Preservative: 0.03% Proclin 300. Constituents: 50% Glycerol, 0.01M PBS, PH 7.4

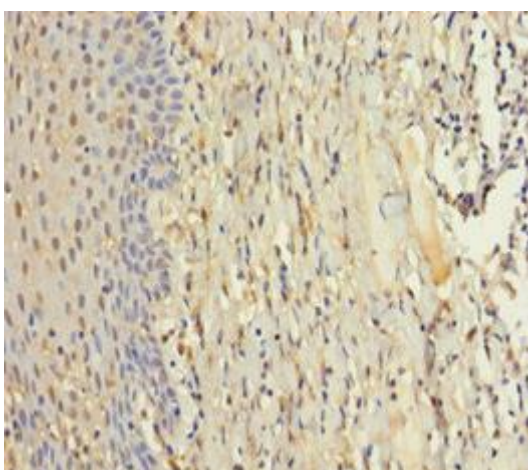
Product Images



Western blot. All lanes: ZMAT5 antibody at 5 μ g/ml + Colo320 whole cell lysate. Secondary. Goat polyclonal to rabbit IgG at 1/10000 dilution. Predicted band size: 20 kDa. Observed band size: 20 kDa.



Immunohistochemistry of paraffin-embedded human endometrial cancer using PACO40698 at dilution of 1:100.



Immunohistochemistry of paraffin-embedded human tonsil tissue using PACO40698 at dilution of 1:100.