

TSGA10 Antibody



PACO40518

Product Information

Size:

50ug

Reactivity:

Human

Source:

Rabbit

Isotype:

IgG

Applications:

ELISA, WB, IHC

Recommended dilutions:

ELISA:1:2000-1:10000, WB:1:500-1:2000,
IHC:1:20-1:200

Protein Background:

May play a role in the sperm tail fibrous sheath, a major sperm tail structure.

Gene ID:

TSGA10

Uniprot

Q9BZW7

Synonyms:

Testis-specific gene 10 protein (Testis development protein NYD-SP7), TSGA10, CEP4L

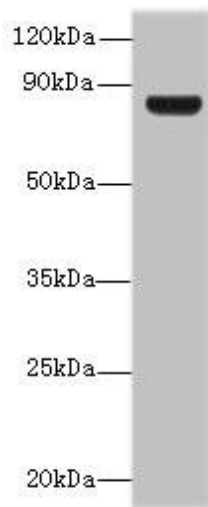
Immunogen:

Recombinant Human Testis-specific gene 10 protein (1-200AA).

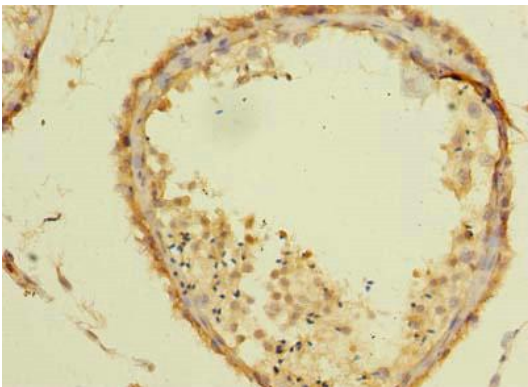
Storage:

Preservative: 0.03% Proclin 300. Constituents: 50% Glycerol, 0.01M PBS, PH 7.4

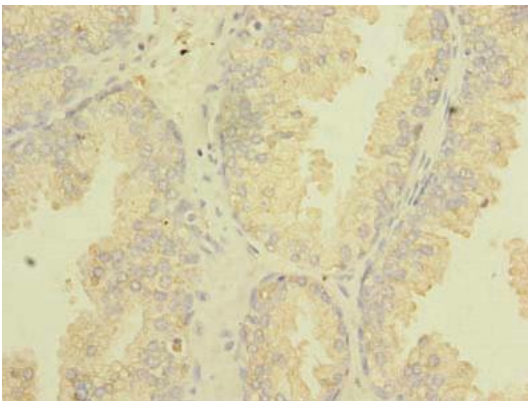
Product Images



Western blot. All lanes: TSGA10 antibody at 1.5 μ g/ml + U251 whole cell lysate. Secondary. Goat polyclonal to rabbit IgG at 1/10000 dilution. Predicted band size: 82, 35 kDa. Observed band size: 82 kDa.



Immunohistochemistry of paraffin-embedded human testis tissue using PACO40518 at dilution of 1:100.



Immunohistochemistry of paraffin-embedded human prostate cancer using PACO40518 at dilution of 1:100.