

TBC1D19 Antibody



PACO39086

Product Information

Size:

50ug

Reactivity:

Human

Source:

Rabbit

Isotype:

IgG

Applications:

ELISA, WB, IHC

Recommended dilutions:

ELISA:1:2000-1:10000, WB:1:500-1:2000,
IHC:1:20-1:200

Protein Background:

May act as a GTPase-activating protein for Rab family protein(s).

Gene ID:

TBC1D19

Uniprot

Q8N5T2

Synonyms:

TBC1 domain family member 19, TBC1D19

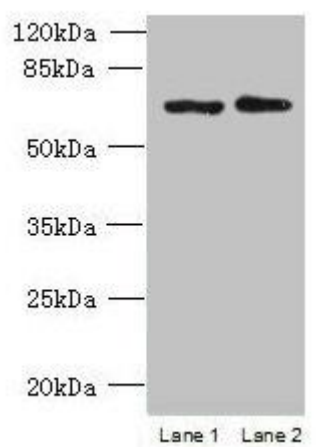
Immunogen:

Recombinant Human TBC1 domain family member 19 protein (1-300AA).

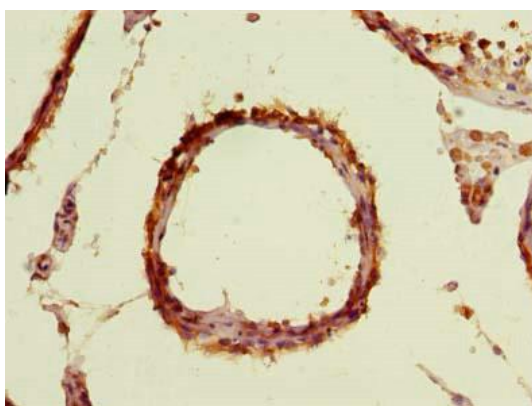
Storage:

Preservative: 0.03% Proclin 300. Constituents: 50% Glycerol, 0.01M PBS, PH 7.4

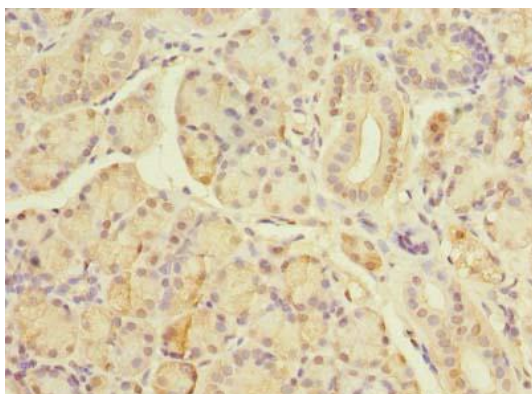
Product Images



Western blot. All lanes: TBC1D19 antibody at 9 μ g/ml. Lane 1: U251 whole cell lysate. Lane 2: A375 whole cell lysate. Secondary: Goat polyclonal to rabbit IgG at 1/10000 dilution. Predicted band size: 61, 53 kDa. Observed band size: 61 kDa.



Immunohistochemistry of paraffin-embedded human testis tissue using PACO39086 at dilution of 1:100.



Immunohistochemistry of paraffin-embedded human pancreatic tissue using PACO39086 at dilution of 1:100.