

# TEX43 Antibody



PACO37182

---

## Product Information

**Size:**

50ug

**Reactivity:**

Human

**Source:**

Rabbit

**Isotype:**

IgG

**Applications:**

ELISA, IHC

**Recommended dilutions:**

ELISA:1:2000-1:10000, IHC:1:20-1:200

**Protein Background:**

**Gene ID:**

TEX43

**Uniprot**

Q6ZNM6

**Synonyms:**

Testis-expressed protein 43, TEX43, C5orf48

**Immunogen:**

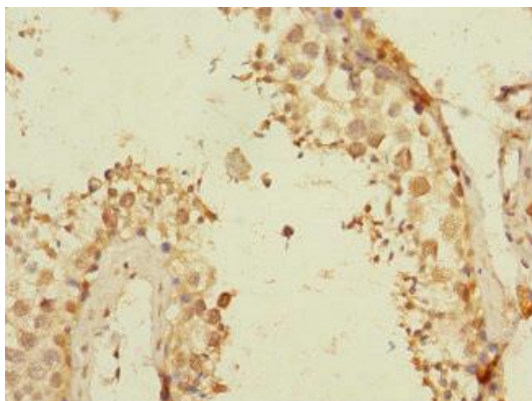
Recombinant Human Testis-expressed protein 43 protein (1-134AA).

**Storage:**

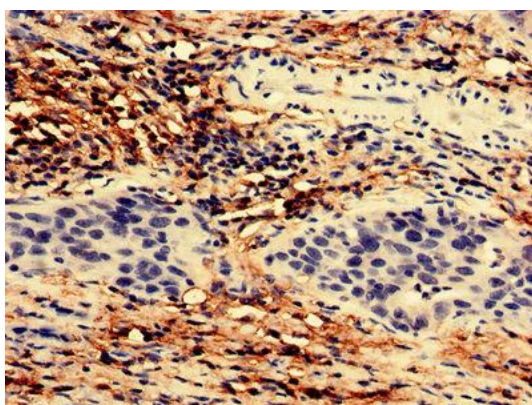
Preservative: 0.03% Proclin 300. Constituents: 50% Glycerol, 0.01M PBS, PH 7.4

## Product Images

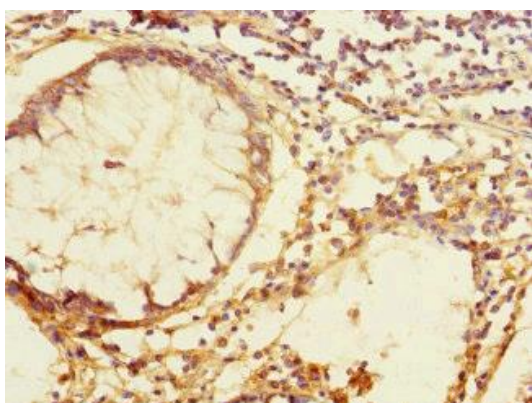
---



Immunohistochemistry of paraffin-embedded human testis tissue using PACO37182 at dilution of 1:100.



Immunohistochemistry analysis of human bladder cancer using PACO37182 at dilution of 1:100.



Immunohistochemistry of paraffin-embedded human colon cancer using PACO37182 at dilution of 1:100.