

MORN5 Antibody



PACO36662

Product Information

Size:

50ug

Reactivity:

Human, Mouse

Source:

Rabbit

Isotype:

IgG

Applications:

ELISA, WB, IHC

Recommended dilutions:

ELISA:1:2000-1:10000, WB:1:500-1:5000,
IHC:1:20-1:200

Protein Background:**Gene ID:**

MORN5

Uniprot

Q5VZ52

Synonyms:

MORN repeat-containing protein 5, MORN5, C9orf113 C9orf18

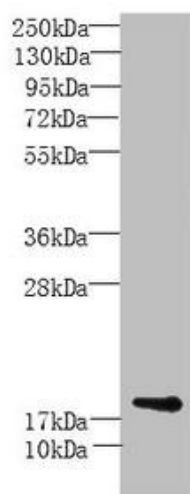
Immunogen:

Recombinant Human MORN repeat-containing protein 5 protein (1-161AA).

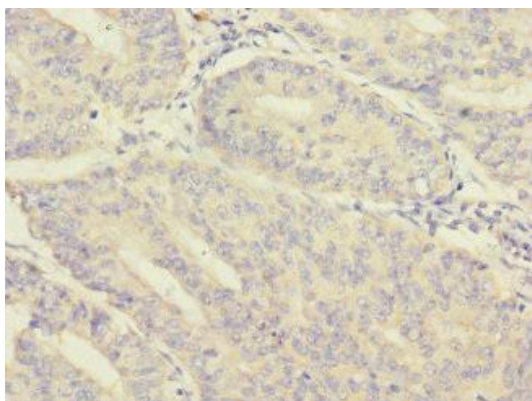
Storage:

Preservative: 0.03% Proclin 300. Constituents: 50% Glycerol, 0.01M PBS, PH 7.4

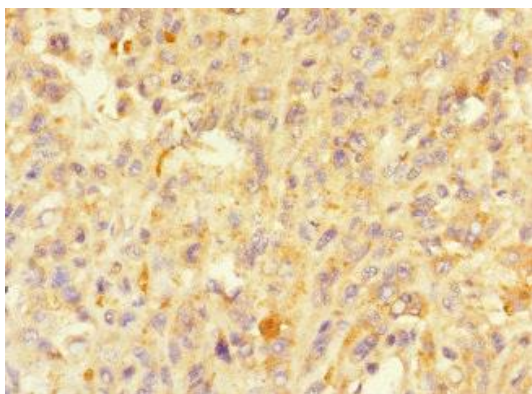
Product Images



Western Blot. All lanes: MORN5 antibody at 4 μ g/ml + Mouse brain tissue. Secondary. Goat polyclonal to rabbit IgG at 1/10000 dilution. Predicted band size: 19, 21 kDa. Observed band size: 19 kDa.



Immunohistochemistry of paraffin-embedded human endometrial cancer using PACO36662 at dilution of 1:100.



Immunohistochemistry of paraffin-embedded human melanoma using PACO36662 at dilution of 1:100.