

PLEKHS1 Antibody



PACO36354

Product Information

Size:

50ug

Reactivity:

Human

Source:

Rabbit

Isotype:

IgG

Applications:

ELISA, WB, IHC

Recommended dilutions:

ELISA:1:2000-1:10000, WB:1:500-1:2000,
IHC:1:20-1:200

Protein Background:

Gene ID:

PLEKHS1

Uniprot

Q5SXH7

Synonyms:

Pleckstrin homology domain-containing family S member 1 (PH domain-containing family S member 1) (Epididymis luminal protein 185) (hEL185), PLEKHS1, C10orf81


Immunogen:

Recombinant Human Pleckstrin homology domain-containing family S member 1 protein (181-462AA).

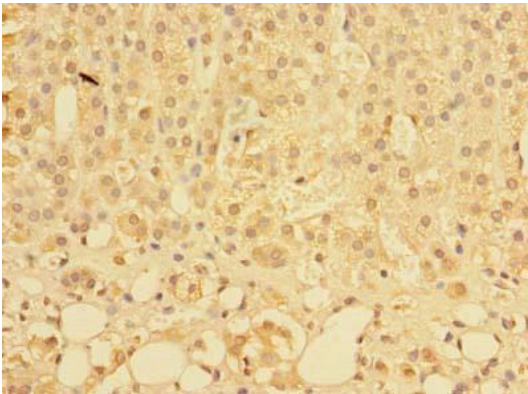
Storage:

Preservative: 0.03% Proclin 300. Constituents: 50% Glycerol, 0.01M PBS, PH 7.4

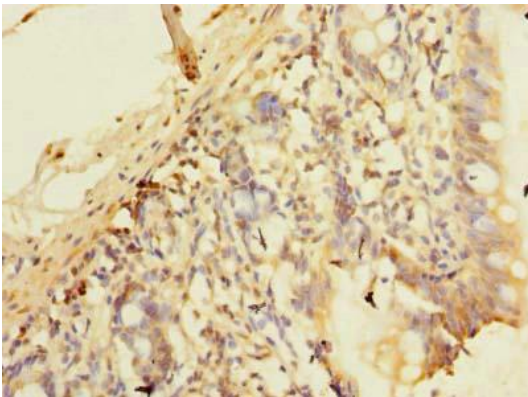
Product Images



Western blot. All lanes: PLEKHS1 antibody at 1.5 μ g/ml + MDA-MB-231 whole cell lysate. Secondary. Goat polyclonal to rabbit IgG at 1/10000 dilution. Predicted band size: 52, 51, 41, 53 kDa. Observed band size: 52 kDa.



Immunohistochemistry of paraffin-embedded human adrenal gland tissue using PACO36354 at dilution of 1:100.



Immunohistochemistry of paraffin-embedded human small intestine tissue using PACO36354 at dilution of 1:100.