

# FAM78A Antibody



PACO36302

---

## Product Information

**Size:**

50ug

**Reactivity:**

Human

**Source:**

Rabbit

**Isotype:**

IgG

**Applications:**

ELISA, WB, IHC

**Recommended dilutions:**

ELISA:1:2000-1:10000, WB:1:1000-1:5000,  
IHC:1:20-1:200

**Protein Background:****Gene ID:**

FAM78A

**Uniprot**

Q5JUQ0

**Synonyms:**

Protein FAM78A, FAM78A, C9orf59

**Immunogen:**

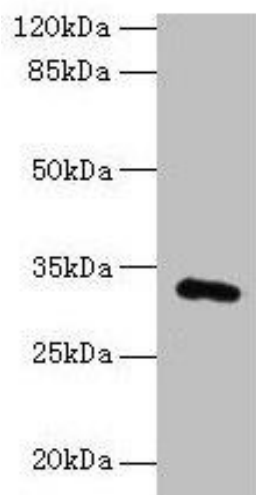
Recombinant Human Protein FAM78A protein (21-283AA).

**Storage:**

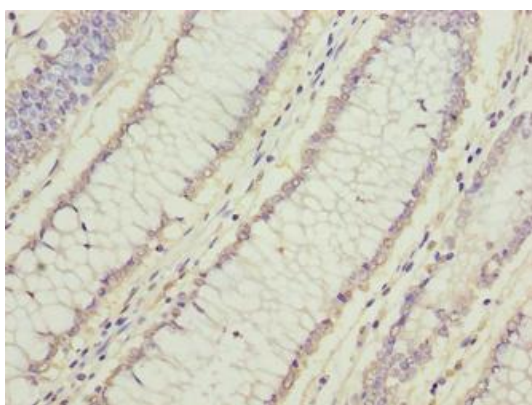
Preservative: 0.03% Proclin 300. Constituents: 50% Glycerol, 0.01M PBS, PH 7.4

## Product Images

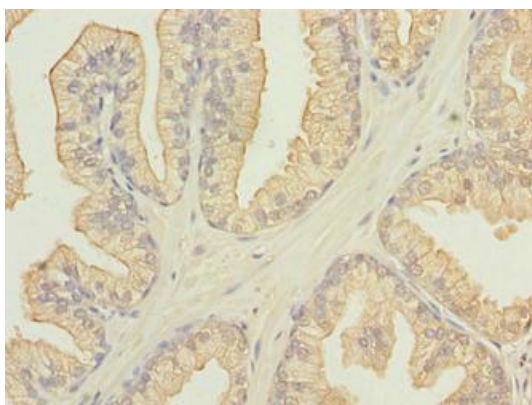
---



Western blot. All lanes: FAM78A antibody at 0.2 $\mu$ g/ml + HepG2 whole cell lysate. Secondary. Goat polyclonal to rabbit IgG at 1/10000 dilution. Predicted band size: 32 kDa. Observed band size: 32 kDa.



Immunohistochemistry of paraffin-embedded human colon cancer using PACO36302 at dilution of 1:100.



Immunohistochemistry of paraffin-embedded human prostate cancer using PACO36302 at dilution of 1:100.