

# C8orf34 Antibody



PACO36030

---

## Product Information

**Size:**

50ug

**Reactivity:**

Human, Mouse

**Source:**

Rabbit

**Isotype:**

IgG

**Applications:**

ELISA, WB, IHC

**Recommended dilutions:**

ELISA:1:2000-1:10000, WB:1:500-1:5000,  
IHC:1:20-1:200

**Protein Background:**

**Gene ID:**

C8orf34

**Uniprot**

Q49A92

**Synonyms:**

Uncharacterized protein C8orf34 (Protein VEST-1), C8orf34

**Immunogen:**


Recombinant Human Uncharacterized protein C8orf34 protein (1-300AA).

**Storage:**

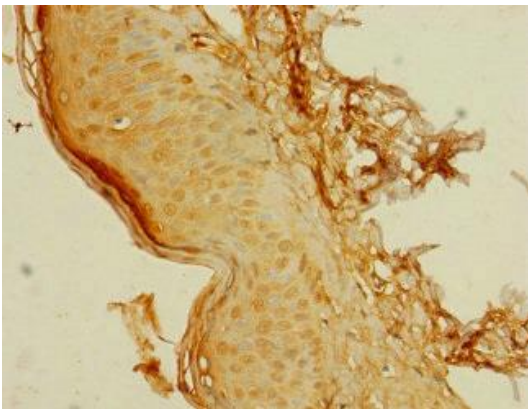
Preservative: 0.03% Proclin 300. Constituents: 50% Glycerol, 0.01M PBS, PH 7.4

## Product Images

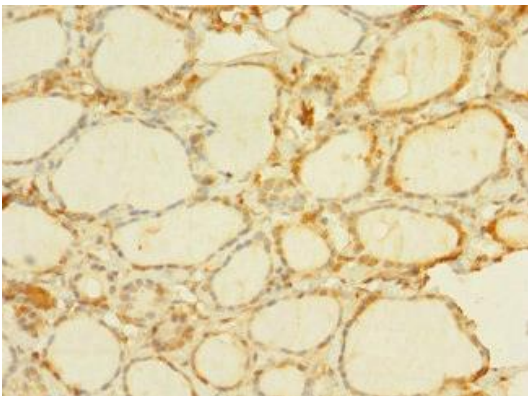
---



Western Blot. All lanes: C8orf34 antibody at 5 $\mu$ g/ml + Mouse skeletal muscle tissue. Secondary. Goat polyclonal to rabbit IgG at 1/10000 dilution. Predicted band size: 60, 48, 33, 23 kDa. Observed band size: 60 kDa.



Immunohistochemistry of paraffin-embedded human skin tissue using PACO36030 at dilution of 1:100.



Immunohistochemistry of paraffin-embedded human thyroid tissue using PACO36030 at dilution of 1:100.