

ACOT6 Antibody



PACO35986

Product Information

Size:

50ug

Reactivity:

Human

Source:

Rabbit

Isotype:

IgG

Applications:

ELISA, IHC, IF

Recommended dilutions:

ELISA:1:2000-1:10000, IHC:1:20-1:200,
IF:1:50-1:200

Protein Background:**Gene ID:**

ACOT6

Uniprot

Q3I5F7

Synonyms:

Putative acyl-coenzyme A thioesterase 6 (Putative acyl-CoA thioesterase 6) (EC 3.1.2. -),
ACOT6, C14orf42

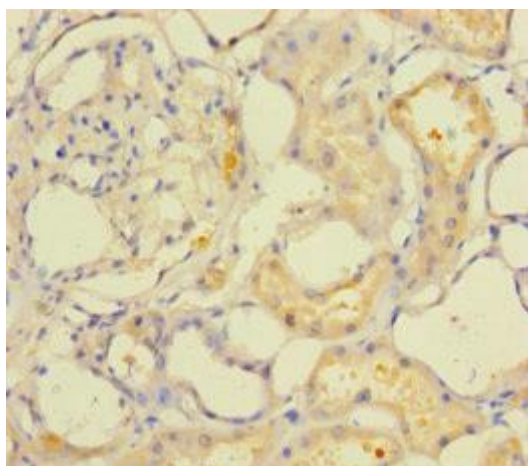
Immunogen:

Recombinant Human Putative acyl-coenzyme A thioesterase 6 protein (1-207AA).

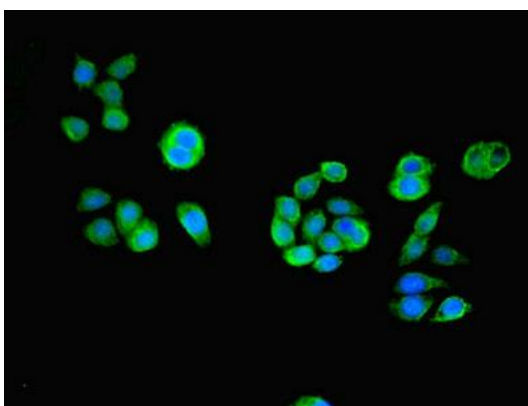
Storage:

Preservative: 0.03% Proclin 300. Constituents: 50% Glycerol, 0.01M PBS, PH 7.4

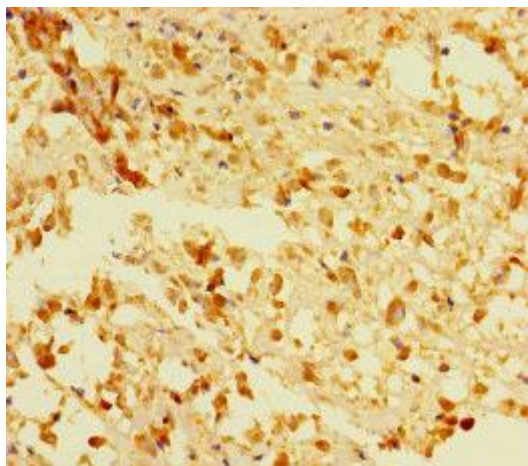
Product Images



Immunohistochemistry of paraffin-embedded human kidney tissue using PACO35986 at dilution of 1:100.



Immunofluorescent analysis of PC-3 cells using PACO35986 at dilution of 1:100 and Alexa Fluor 488-conjugated AffiniPure Goat Anti-Rabbit IgG(H+L).



Immunohistochemistry of paraffin-embedded human melanoma using PACO35986 at dilution of 1:100.