

ANO4 Antibody



PACO35890

Product Information

Size:

50ug

Reactivity:

Human

Source:

Rabbit

Isotype:

IgG

Applications:

ELISA, IHC, IF

Recommended dilutions:

ELISA:1:2000-1:10000, IHC:1:20-1:200,
IF:1:50-1:200

Protein Background:

Has calcium-dependent phospholipid scramblase activity; scrambles phosphatidylserine, phosphatidylcholine and galactosylceramide. Does not exhibit calcium-activated chloride channel (CaCC) activity.

Gene ID:

ANO4

Uniprot

Q32M45

Synonyms:

Anoctamin-4 (Transmembrane protein 16D), ANO4, TMEM16D

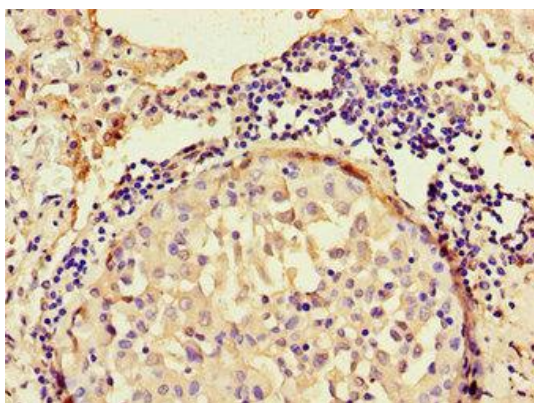
Immunogen:

Recombinant Human Anoctamin-4 protein (1-200AA).

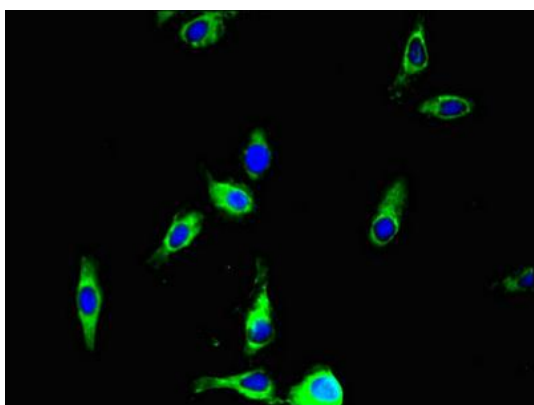
Storage:

Preservative: 0.03% Proclin 300. Constituents: 50% Glycerol, 0.01M PBS, PH 7.4

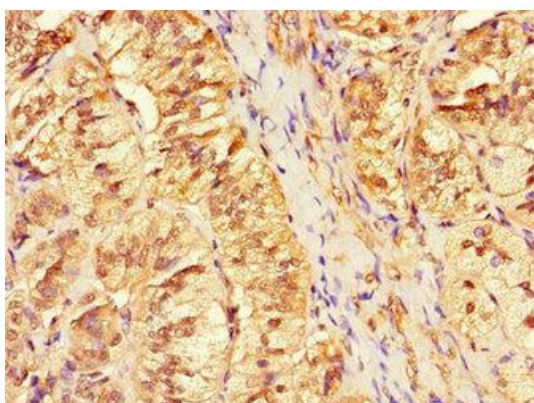
Product Images



Immunohistochemistry of paraffin-embedded human lung cancer using PACO35890 at dilution of 1:100.



Immunofluorescent analysis of HeLa cells using PACO35890 at dilution of 1:100 and Alexa Fluor 488-conjugated AffiniPure Goat Anti-Rabbit IgG(H+L).



Immunohistochemistry of paraffin-embedded human adrenal gland tissue using PACO35890 at dilution of 1:100.