

TRBC1 Antibody



PACO30790

Product Information

Size:

50ug

Reactivity:

Human

Source:

Rabbit

Isotype:

IgG

Applications:

ELISA, IHC, IF

Recommended dilutions:

ELISA:1:2000-1:10000, IHC:1:20-1:200,
IF:1:50-1:200

Protein Background:

Gene ID:

TRBC1

Uniprot

P01850

Synonyms:

T-cell receptor beta-1 chain C region, TRBC1

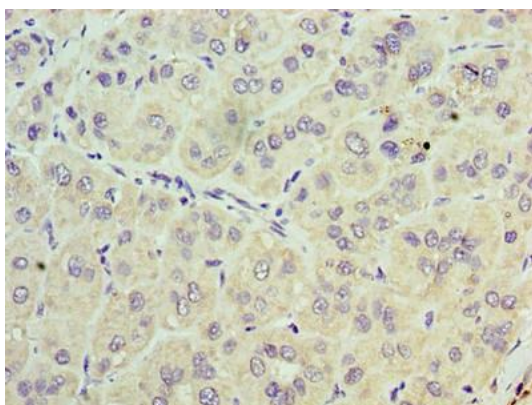
Immunogen:

Recombinant Human T cell receptor β constant 1 protein (1-176AA).

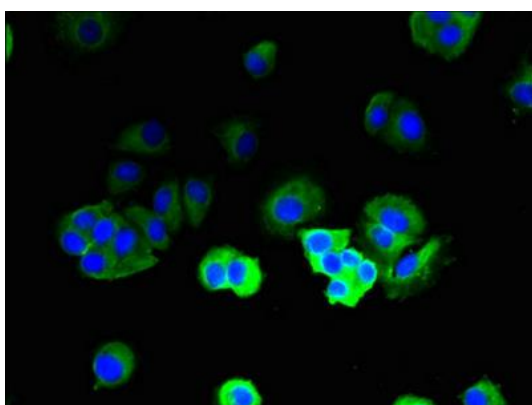
Storage:

Preservative: 0.03% Proclin 300. Constituents: 50% Glycerol, 0.01M PBS, PH 7.4

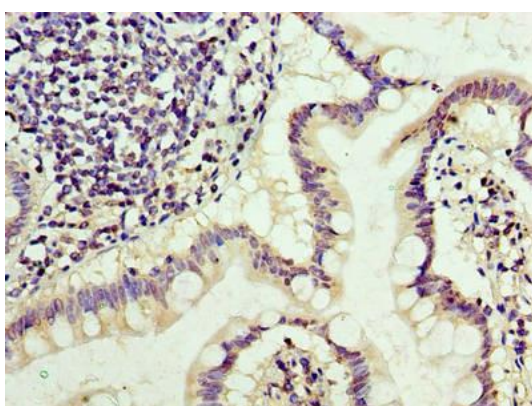
Product Images



Immunohistochemistry of paraffin-embedded human liver cancer using PACO30790 at dilution of 1:100.



Immunofluorescent analysis of MCF-7 cells using PACO30790 at dilution of 1:100 and Alexa Fluor 488-conjugated AffiniPure Goat Anti-Rabbit IgG(H+L).



Immunohistochemistry of paraffin-embedded human small intestine tissue using PACO30790 at dilution of 1:100.