

TMEM209 Antibody



PACO30562

Product Information

Size:

50ug

Reactivity:

Human

Source:

Rabbit

Isotype:

IgG

Applications:

ELISA, IHC, IF

Recommended dilutions:

ELISA:1:2000-1:10000, IHC:1:20-1:200,
IF:1:50-1:200

Protein Background:

Gene ID:

TMEM209

Uniprot

Q96SK2

Synonyms:

Transmembrane protein 209, TMEM209

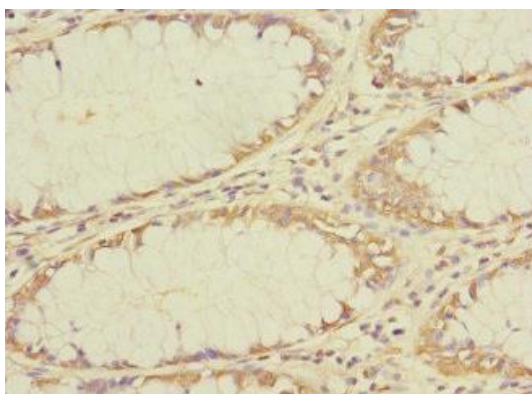
Immunogen:

Recombinant Human Transmembrane protein 209 protein (251-519AA).

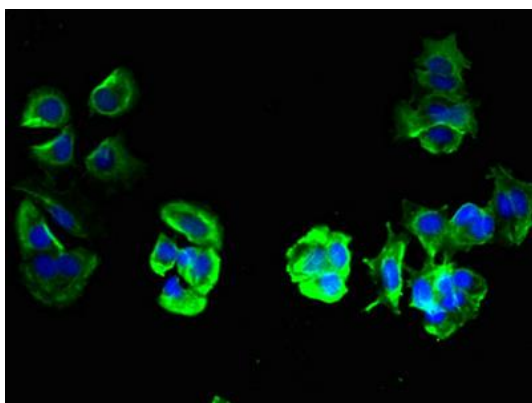
Storage:

Preservative: 0.03% Proclin 300. Constituents: 50% Glycerol, 0.01M PBS, PH 7.4

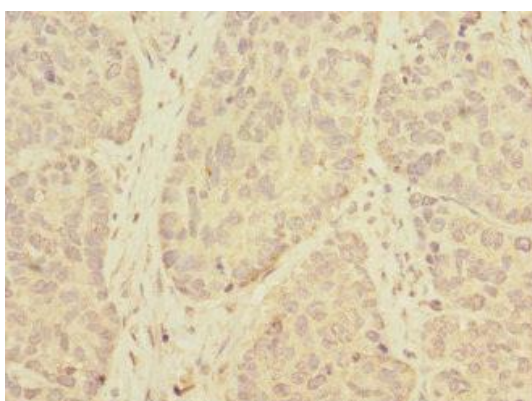
Product Images



Immunohistochemistry of paraffin-embedded human colon cancer using PACO30562 at dilution of 1:100.



Immunofluorescent analysis of MCF-7 cells using PACO30562 at dilution of 1:100 and Alexa Fluor 488-conjugated AffiniPure Goat Anti-Rabbit IgG(H+L).



Immunohistochemistry of paraffin-embedded human ovarian cancer using PACO30562 at dilution of 1:100.