

TMEM184B Antibody



PACO30526

Product Information

Size:

50ug

Reactivity:

Human

Source:

Rabbit

Isotype:

IgG

Applications:

ELISA, IHC, IF

Recommended dilutions:

ELISA:1:2000-1:10000, IHC:1:20-1:200,
IF:1:50-1:200

Protein Background:

May activate the MAP kinase signaling pathway.

Gene ID:

TMEM184B

Uniprot

Q9Y519

Synonyms:

Transmembrane protein 184B (Putative MAPK-activating protein FM08), TMEM184B, C22orf5

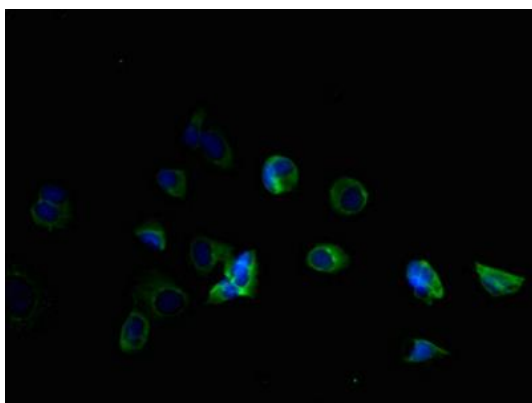
Immunogen:

Recombinant Human Transmembrane protein 184B protein (311-407AA).

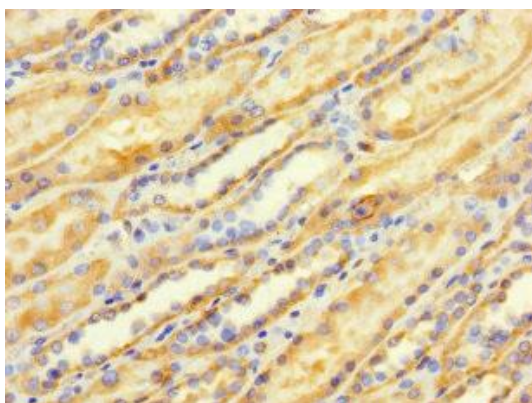
Storage:

Preservative: 0.03% Proclin 300. Constituents: 50% Glycerol, 0.01M PBS, PH 7.4

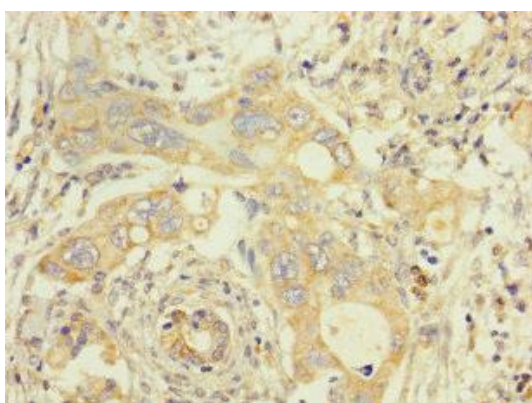
Product Images



Immunofluorescent analysis of MCF-7 cells using PACO30526 at dilution of 1:100 and Alexa Fluor 488-conjugated AffiniPure Goat Anti-Rabbit IgG(H+L).



Immunohistochemistry of paraffin-embedded human kidney tissue using PACO30526 at dilution of 1:100.



Immunohistochemistry of paraffin-embedded human pancreatic cancer using PACO30526 at dilution of 1:100.