

TMEM174 Antibody



PACO30510

Product Information

Size:

50ug

Reactivity:

Human, Mouse

Source:

Rabbit

Isotype:

IgG

Applications:

ELISA, WB, IHC, IF

Recommended dilutions:

ELISA:1:2000-1:10000, WB:1:500-1:2000,
IHC:1:20-1:200, IF:1:50-1:200

Protein Background:**Gene ID:**

TMEM174

Uniprot

Q8WUU8

Synonyms:

Transmembrane protein 174, TMEM174

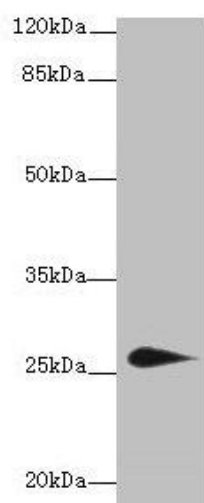
Immunogen:

Recombinant Human Transmembrane protein 174 protein (94-243AA).

Storage:

Preservative: 0.03% Proclin 300. Constituents: 50% Glycerol, 0.01M PBS, PH 7.4

Product Images



Western blot

All lanes: TMEM174 antibody at 0.8 μ g/ml + Mouse kidney tissue

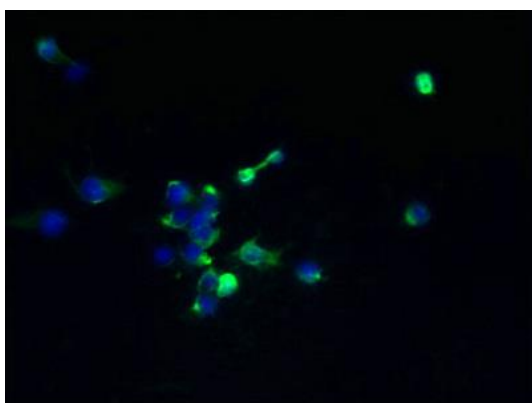
Secondary

Goat polyclonal to rabbit IgG at 1/10000 dilution

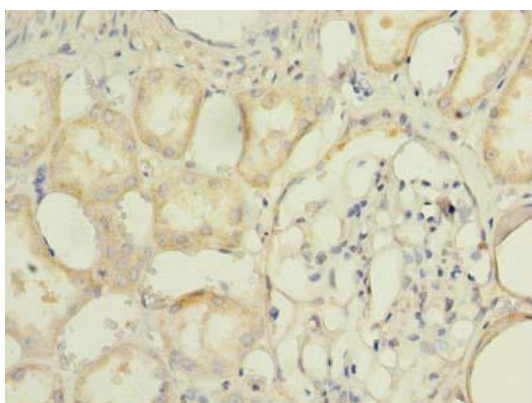
Predicted band size: 27, 24 kDa

Observed band size: 27 kDa

.



Immunofluorescent analysis of 293T cells using PACO30510 at dilution of 1:100 and Alexa Fluor 488-conjugated AffiniPure Goat Anti-Rabbit IgG(H+L).



Immunohistochemistry of paraffin-embedded human kidney tissue using PACO30510 at dilution of 1:100.