

PACO29776

Product Information

Size:

50ug

Reactivity:

Human

Source:

Rabbit

Isotype:

IgG

Applications:

ELISA, IHC, IF

Recommended dilutions:

ELISA:1:2000-1:10000, IHC:1:20-1:200,
IF:1:50-1:500

Protein Background:

Positive regulator of amino acid, starvation-induced autophagy.

Gene ID:

SCOC

Uniprot

Q9UIL1

Synonyms:

Short coiled-coil protein, SCOC, SCOCO

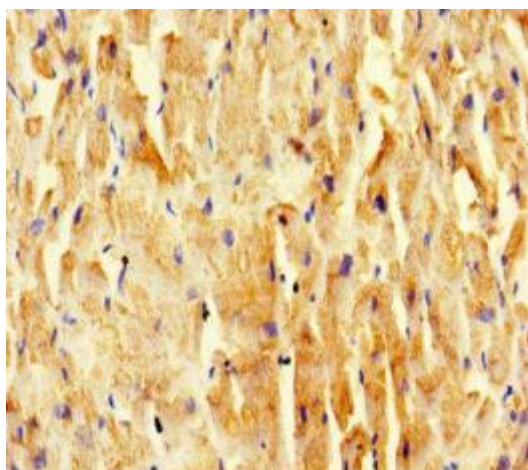
Immunogen:

Recombinant Human Short coiled-coil protein (1-121AA).

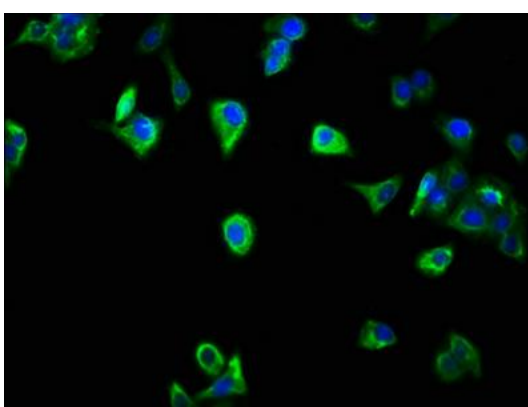
Storage:

Preservative: 0.03% Proclin 300. Constituents: 50% Glycerol, 0.01M PBS, PH 7.4

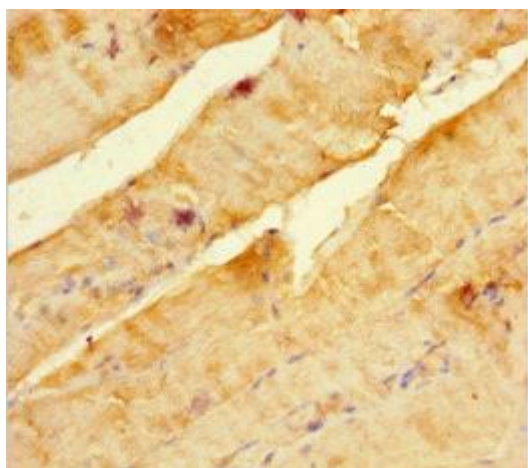
Product Images



Immunohistochemistry of paraffin-embedded human heart tissue using PACO29776 at dilution of 1:100.



Immunofluorescence staining of HepG2 cells with PACO29776 at 1:266, counter-stained with DAPI. The cells were fixed in 4% formaldehyde, permeabilized using 0.2% Triton X-100 and blocked in 10% normal Goat Serum. The cells were then incubated with the antibody overnight at 4°C. The secondary antibody was Alexa Fluor 488-conjugated AffiniPure Goat Anti-Rabbit IgG(H+L).



Immunohistochemistry of paraffin-embedded human skeletal muscle tissue using PACO29776 at dilution of 1:100.