

# GATD3A Antibody



PACO28994

---

## Product Information

**Size:**

50ug

**Reactivity:**

Human

**Source:**

Rabbit

**Isotype:**

IgG

**Applications:**

ELISA, WB, IHC

**Recommended dilutions:**

ELISA:1:2000-1:10000, WB:1:500-1:5000,  
IHC:1:20-1:200

**Protein Background:****Gene ID:**

GATD3A

**Uniprot**

P0DPI2

**Synonyms:**

Glutamine amidotransferase-like class 1 domain-containing protein 3A, mitochondrial, GATD3A, C21orf33

**Immunogen:**


Recombinant Human Glutamine amidotransferase-like class 1 domain-containing protein 3A, mitochondrial protein (43-268AA).

**Storage:**

Preservative: 0.03% Proclin 300. Constituents: 50% Glycerol, 0.01M PBS, PH 7.4

## Product Images

---



### Western blot

All lanes: GATD3A antibody at 2 $\mu$ g/ml

Lane 1: EC109 whole cell lysate

Lane 2: 293T whole cell lysate

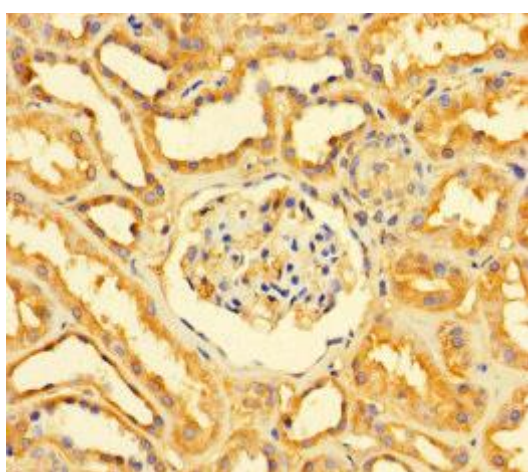
Secondary

Goat polyclonal to rabbit IgG at 1/15000 dilution

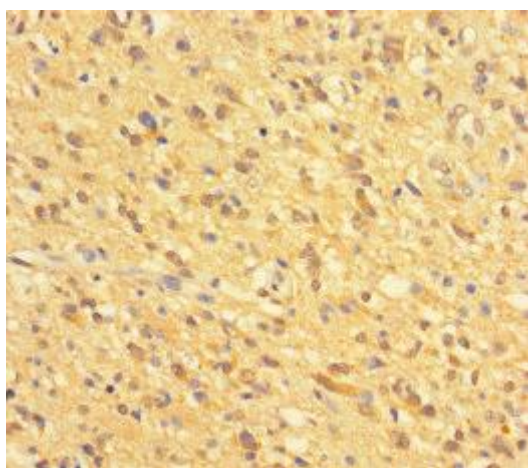
Predicted band size: 29, 25 kDa

Observed band size: 29 kDa

.



Immunohistochemistry of paraffin-embedded human kidney tissue using PACO28994 at dilution of 1:100.



Immunohistochemistry of paraffin-embedded human glioma using PACO28994 at dilution of 1:100.