

HNRNPA2B1 Antibody



PACO27405

Product Information

Size:

50ug

Reactivity:

Human

Source:

Rabbit

Isotype:

IgG

Applications:

ELISA, IHC, IF

Recommended dilutions:

ELISA:1:2000-1:10000, IHC:1:20-1:200,
IF:1:50-1:200

Protein Background:

Involved with pre-mRNA processing. Forms complexes (ribonucleosomes) with at least 20 other different hnRNP and heterogeneous nuclear RNA in the nucleus.

Gene ID:

HNRNPA2B1

Uniprot

P22626

Synonyms:

Heterogeneous nuclear ribonucleoproteins A2/B1 (hnRNP A2/B1), HNRNPA2B1, HNRPA2B1

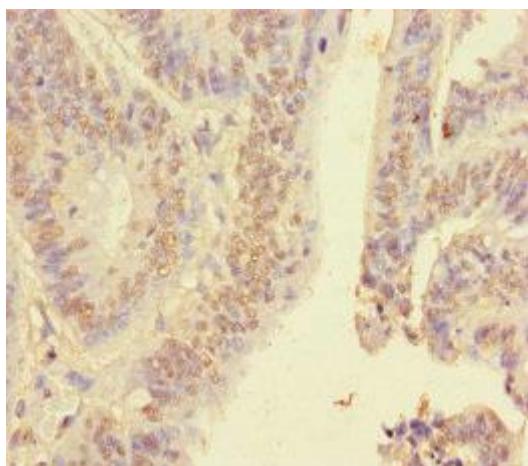
Immunogen:

Recombinant Human Heterogeneous nuclear ribonucleoproteins A2/B1 protein (1-249AA).

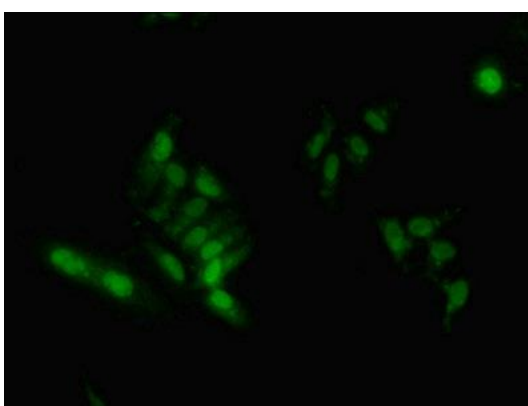
Storage:

Preservative: 0.03% Proclin 300. Constituents: 50% Glycerol, 0.01M PBS, PH 7.4

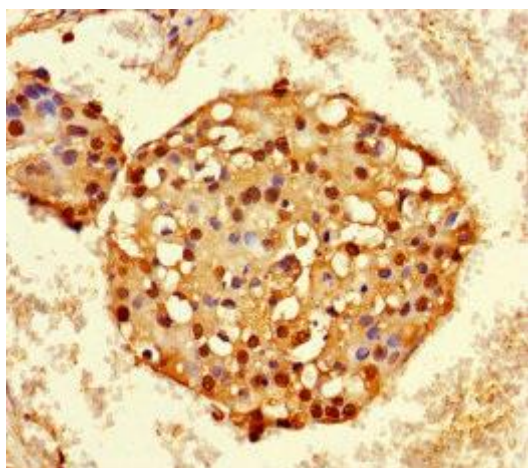
Product Images



Immunohistochemistry of paraffin-embedded human colon cancer using PACO27405 at dilution of 1:100.



Immunofluorescent analysis of HeLa cells using PACO27405 at dilution of 1:100 and Alexa Fluor 488-conjugated AffiniPure Goat Anti-Rabbit IgG(H+L).



Immunohistochemistry of paraffin-embedded human breast cancer using PACO27405 at dilution of 1:100.