

PACO26773

Product Information

Size:

50ug

Reactivity:

Human

Source:

Rabbit

Isotype:

IgG

Applications:

ELISA, WB, IHC, IF

Recommended dilutions:

ELISA:1:2000-1:10000, WB:1:500-1:2000,
IHC:1:20-1:200, IF:1:50-1:200

Protein Background:

May be involved in mitogenic function of FGF1.

Gene ID:

FIBP

Uniprot

O43427

Synonyms:

acid, c fibroblast growth factor intracellular-binding protein (aFGF intracellular-binding protein) (FGF-1 intracellular-binding protein), FIBP


Immunogen:

Recombinant Human acid, c fibroblast growth factor intracellular-binding protein (2-357AA).

Storage:

Preservative: 0.03% Proclin 300. Constituents: 50% Glycerol, 0.01M PBS, PH 7.4

Product Images



Western blot

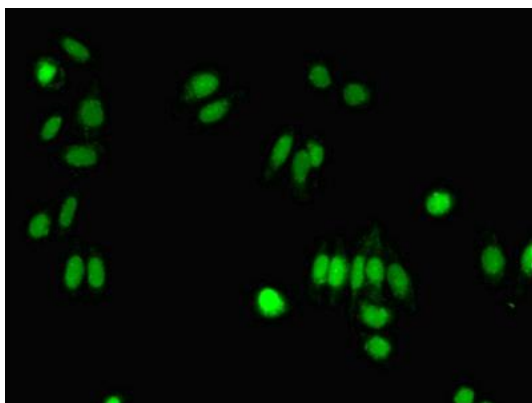
All lanes: FIBP antibody at 6 μ g/ml + MCF-7 whole cell lysate

Secondary

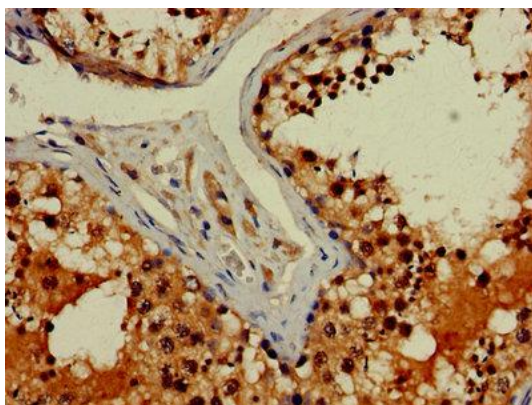
Goat polyclonal to rabbit IgG at 1/10000 dilution

Predicted band size: 42 kDa

Observed band size: 42 kDa



Immunofluorescent analysis of HepG2 cells using PACO26773 at dilution of 1:100 and Alexa Fluor 488-conjugated AffiniPure Goat Anti-Rabbit IgG(H+L).



Immunohistochemistry of paraffin-embedded human testis tissue using PACO26773 at dilution of 1:100.