

FAM92A Antibody



PACO26677

Product Information

Size:

50ug

Reactivity:

Human, Mouse

Source:

Rabbit

Isotype:

IgG

Applications:

ELISA, WB, IHC, IF

Recommended dilutions:

ELISA:1:2000-1:10000, WB:1:500-1:2000,
IHC:1:20-1:200, IF:1:50-1:200

Protein Background:**Gene ID:**

FAM92A

Uniprot

A1XBS5

Synonyms:

Protein FAM92A, FAM92A, FAM92A1


Immunogen:

Recombinant Human Protein FAM92A protein (1-271AA).

Storage:

Preservative: 0.03% Proclin 300. Constituents: 50% Glycerol, 0.01M PBS, PH 7.4

Product Images



Western blot

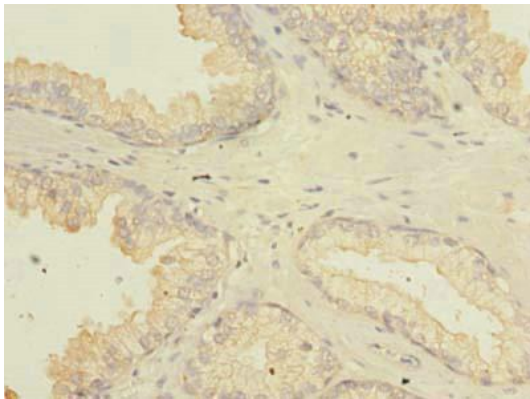
All lanes: FAM92A antibody at 1 μ g/ml + Mouse brain tissue

Secondary

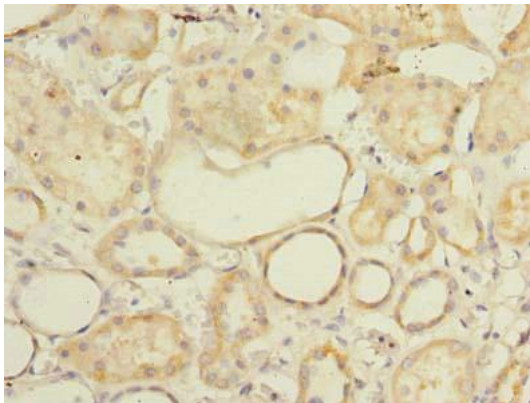
Goat polyclonal to rabbit IgG at 1/10000 dilution

Predicted band size: 34, 29, 32, 31, 12 kDa

Observed band size: 34 kDa



Immunohistochemistry of paraffin-embedded human prostate cancer using PACO26677 at dilution of 1:100.



Immunohistochemistry of paraffin-embedded human kidney tissue using PACO26677 at dilution of 1:100.