

# HEATR9 Antibody



PACO25324

---

## Product Information

**Size:**

50ug

**Reactivity:**

Human

**Source:**

Rabbit

**Isotype:**

IgG

**Applications:**

ELISA, WB, IHC

**Recommended dilutions:**

ELISA:1:2000-1:10000, WB:1:500-1:2000,  
IHC:1:20-1:200

**Protein Background:**

**Gene ID:**

HEATR9

**Uniprot**

A2RTY3

**Synonyms:**

Protein HEATR9 (HEAT repeat-containing protein 9), HEATR9, C17orf66

**Immunogen:**


Recombinant Human Protein HEATR9 protein (1-219AA).

**Storage:**

Preservative: 0.03% Proclin 300. Constituents: 50% Glycerol, 0.01M PBS, PH 7.4

## Product Images

---



### Western blot

All lanes: HEATR9 antibody at 1.2 $\mu$ g/ml + Jurkat whole cell lysate

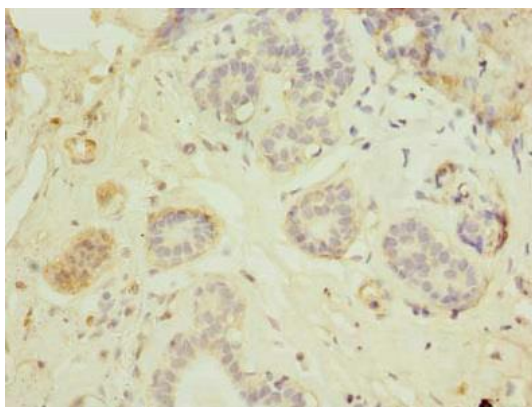
Secondary

Goat polyclonal to rabbit IgG at 1/10000 dilution

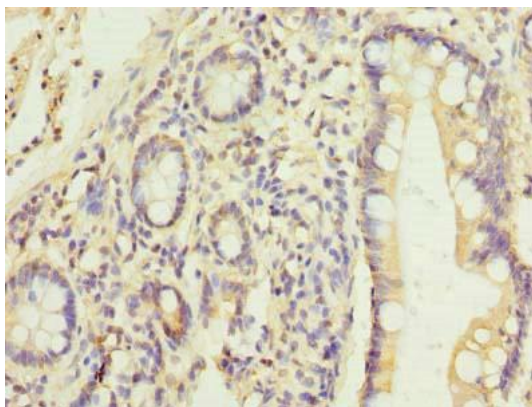
Predicted band size: 66, 27, 61, 45, 40 kDa

Observed band size: 66 kDa

.



Immunohistochemistry of paraffin-embedded human breast cancer using PACO25324 at dilution of 1:100.



Immunohistochemistry of paraffin-embedded human small intestine tissue using PACO25324 at dilution of 1:100.